



# ***ENROLLMENT SUMMARY TRENDS***

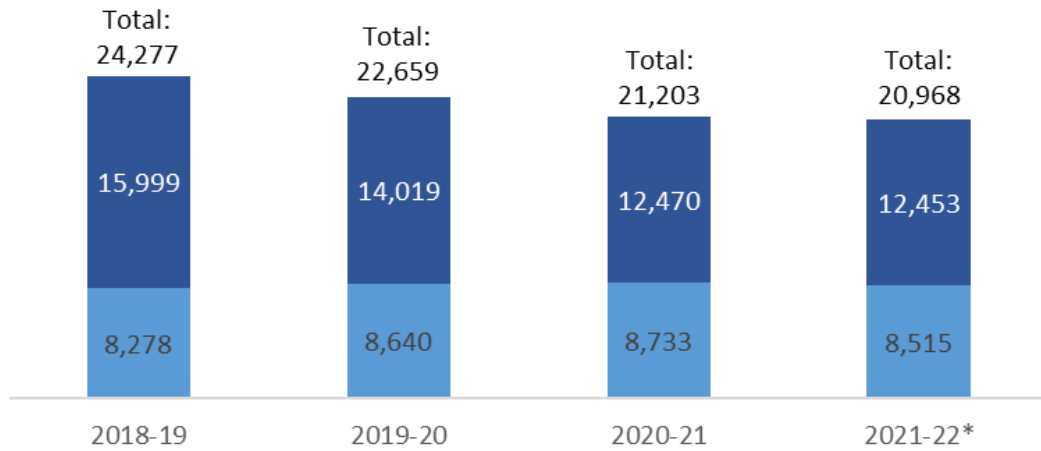
Like most community colleges in the United States, MCC has experienced an enrollment decline in recent years. This was exacerbated by the Covid-19 pandemic, with a 10% drop in student credit hours between the 2019-20 and 2020-21 budget cycles. MCC's student credit hours appear to be stabilizing, with a 2% decline in overall student credit hours for 2021-22.

MCC has experienced growth in high school enrollments through our secondary partnership programs like the Nebraska Math Readiness Project, concurrent dual enrollment, and Career Academy. In 2021-22, high school student credit hours made up 23% of all student credit hours compared to 14% in 2018-19. The 2021-22 growth impacted almost 5,900 high school students, allowing them the opportunity to earn college credits in high school. In addition, recent high school graduates were able to take advantage of free MCC college courses in the summer of 2020 through College Now.

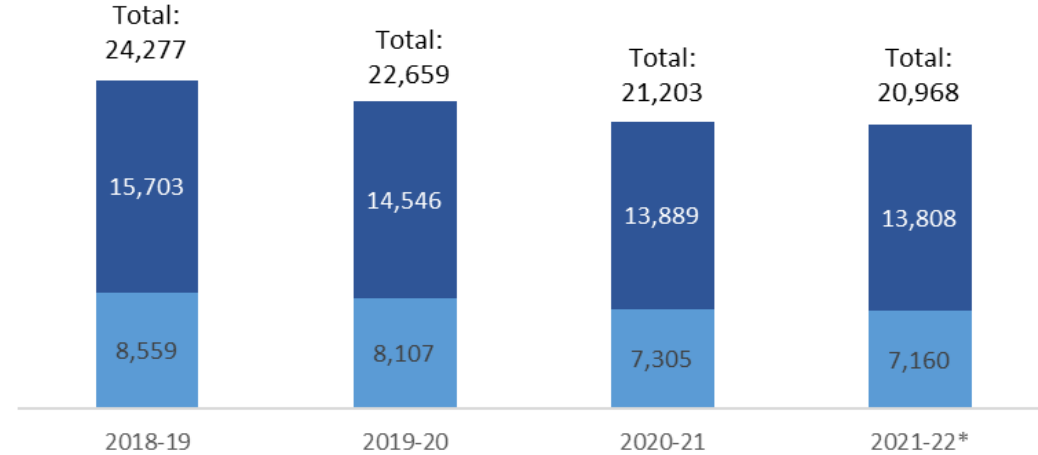
MCC's asynchronous course offerings, offered online, peaked in 2020-21 with 40% of total credit hours. MCC also added a remote learning option to the college's synchronous offerings, in response to the Covid-19 Pandemic. Remote learning allows students the convenience of meeting via a platform like Zoom, but with the benefit of being on the platform with their instructor and classmates, at a specific time. In 2020-21, remote learning made up over 25% of the total student credit hours. Many of the remote learning options have returned to on-campus or blended instruction.

# Unduplicated Student Headcount

The following shows unduplicated student headcount by **new** versus **returning** students by academic year

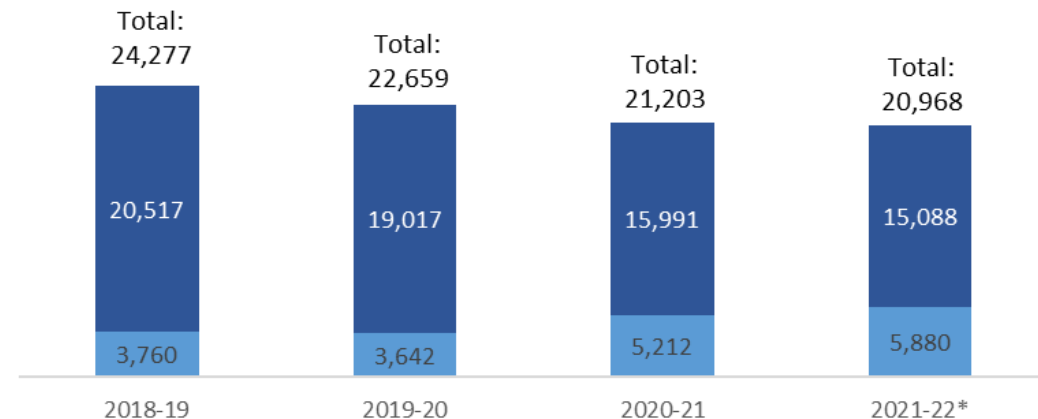


The following shows unduplicated student headcount by **full-time** versus **part-time** students by academic year



The average age for credit student population at MCC is **26 years.**

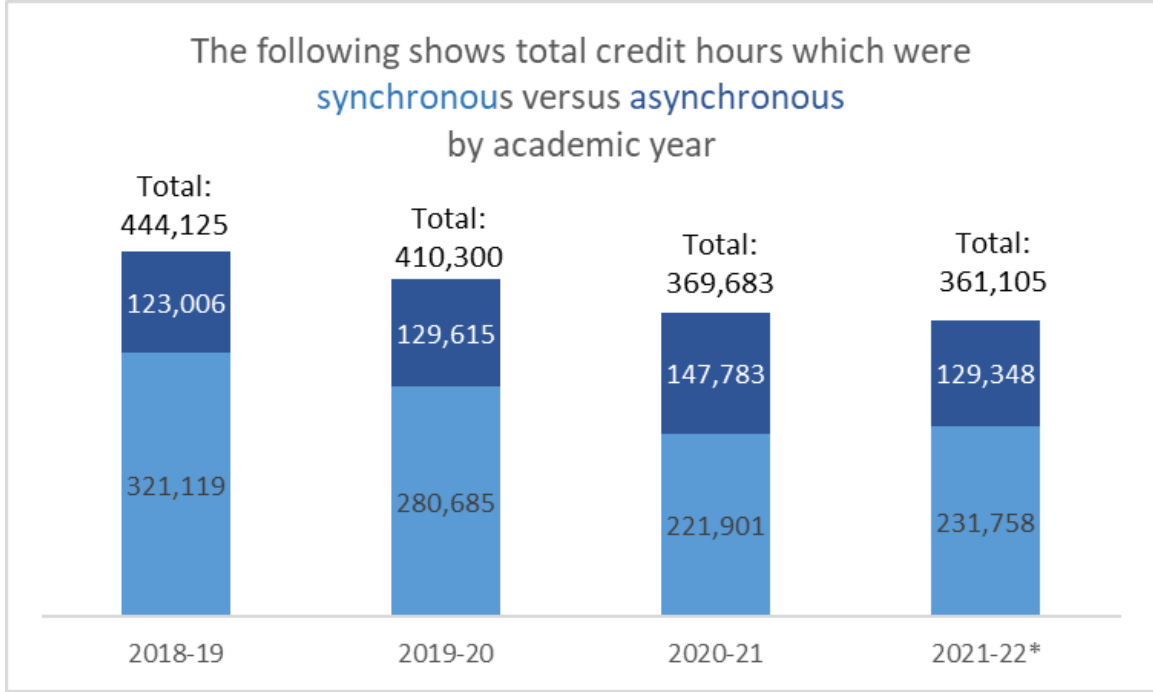
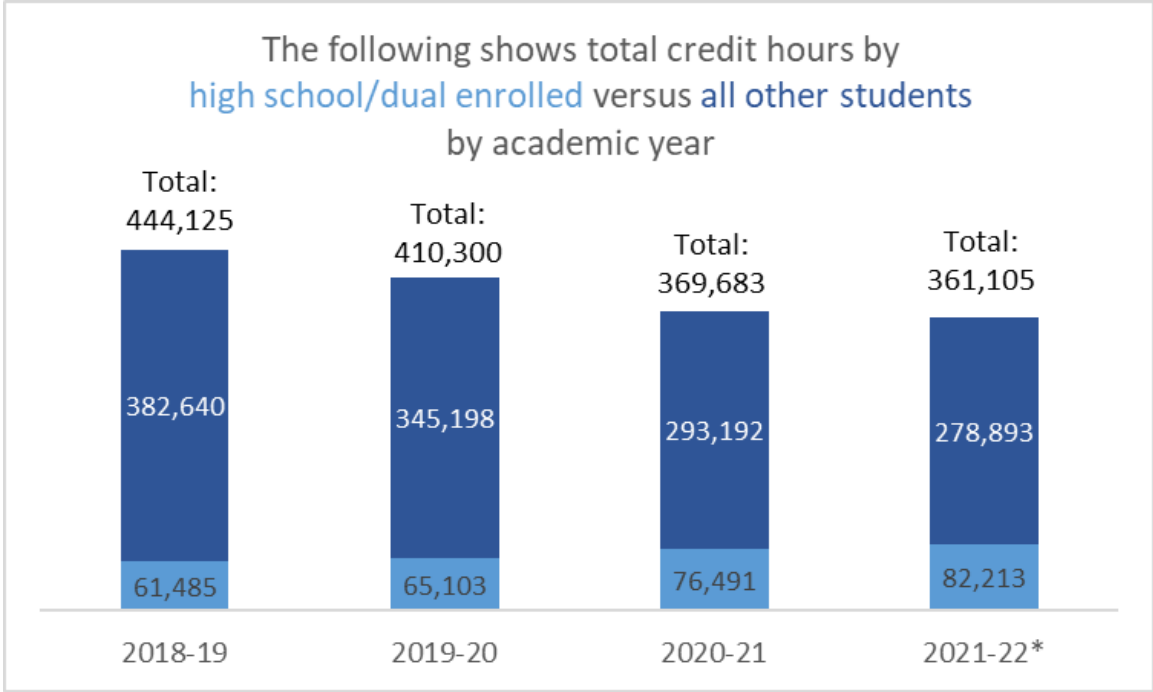
The following shows unduplicated student headcount by **high school/dual enrolled** versus **adult learner** by academic year



**METROPOLITAN**  
Community College

\*The 2021-22 headcount will be finalized in August

# Total Credit Hours



Note:  
Synchronous includes in-person and remote courses;  
Asynchronous includes online courses.



\*The 2021-22 headcount will be finalized in August