

SMALL BUSINESS REFERENCE CENTER

To access **Small Business Reference Center** go to the MCC library website, click on the **Databases** tab (beneath the picture), then use the **Databases by Title** menu to select **Small Business Reference Center**.

Find Industry articles & reports

1. Click on **Industry Information by Small Business Type**




The screenshot shows the Small Business Reference Center website. At the top left is a circular logo with a bar chart and the text "Small Business Reference Center". To the right of the logo is a search bar with the text "Searching: Small Business Reference Center | Search Other Databases". Below the search bar is a text input field with the placeholder "Enter any words to find books, journals and more" and a green "Search" button with a question mark icon. Below the search bar are three links: "Basic Search", "Advanced Search", and "Search History".

Below the search bar is a green header with the text "Browse by Category". Underneath this header are three categories, each with a framed image and a caption:


- Business Areas**: Image of three people working at a computer.
- Industry Information by Small Business Type**: Image of a modern building under a blue sky. This caption is highlighted in yellow.
- Business Basics**: Image of a man in a shirt and tie pointing at a whiteboard with a diagram.

2. At the next screen, select an industry.


Browse by Category




Business Areas



Industry Information by Small Business Type



Business Basics



Start-Up Kit & Business Plans

Industry Information by Small Business Type

- [Advertising Agency](#)
- [Antiquities & Collectibles](#)
- [Architectural Services](#)
- [Art/Graphic Design/Photography](#)
- [Automobile Dealers & Repair](#)
- [Bakeries](#)
- [Bars & Night Clubs](#)
- [Beauty Salons & Day Spas](#)
- [Beverage Industry](#)
- [Boating Industry & Services](#)
- [Bridal Services](#)
- [Car Wash & Detailing](#)
- [Carpentry](#)
- [Catering & Personal Chef](#)
- [Child Care Services](#)

- After selecting an industry, click on **Articles** to read magazine/newspaper articles about the industry or select **Industry Information** to access industry reports.

Browse by Category

Business Areas

Industry Information by Small Business Type

Bars & Night Clubs

Articles

Industry Information

- To read an article, click on either **HTML** or **PDF Full Text**.

Refine Results

Current Search

Articles

Limit To

Full Text

2006 Publication Date 2015

Show More

Source Types

Search Results: 1 - 10 of 2,252

- Travelle shows a casual side.**
By: TRESTRAIL, JOANNE. *Crain's Chicago Business*. 12/7/2015, Vol. 38 Issue 49, p0030-0030. 1p.
[HTML Full Text](#)
- Gibsons signs lease for a restaurant at River Point.**
By: FROST, PETER; ORI, RYAN. *Crain's Chicago Business*. 12/7/2015, Vol. 38 Issue 49, p0011-0011. 1p.
[HTML Full Text](#)
- Downward Facing Beer Drinker: Trend Combines Yoga and Beer Tastings.**
By: Murphy, Scott. *Business NH Magazine*. Dec2015, Vol. 32 Issue 12, p9-9. 1/2p.
[PDF Full Text \(605KB\)](#)

5. To open an industry report, click on **PDF Full Text**

Refine Results

Current Search ▾

Industry Information

Source Types

Reports ✕

Limit To ▾

Full Text

2010 Publication Date 2016

⬅️ ————— ➡️

[Show More](#)

Source Types ▾

Reports (69)


Subject: Thesaurus ▸

Term

Search Results: 1 - 10 of 69

1. TOP NIGHTCLUBS & BARS.

Restaurant, Food & Beverage Market Research Handbook. 2014/2015, Vol. 15, p281-283. 3p.

 **PDF Full Text** (2.2MB)

2. Drinking Places & Bars Industry (NAICS 72241).

United States Drinking Places & Bars Industry Capital & Expenses Report. 2012, preceding p1-206. 207p. 19 Charts.


[Show all 201 images](#)

Year	2007	2008	2009	2010	2011	2012
Employees	17.1	17.4	17.5	17.6	17.7	17.8
Revenue	1.2	1.3	1.4	1.5	1.6	1.7
Expenses	0.8	0.9	1.0	1.1	1.2	1.3
Profit	0.4	0.4	0.4	0.4	0.4	0.4

Year	2007	2008	2009	2010	2011	2012
Employees	17.1	17.4	17.5	17.6	17.7	17.8
Revenue	1.2	1.3	1.4	1.5	1.6	1.7
Expenses	0.8	0.9	1.0	1.1	1.2	1.3
Profit	0.4	0.4	0.4	0.4	0.4	0.4

Year	2007	2008	2009	2010	2011
Employees	17.1	17.4	17.5	17.6	17.7
Revenue	1.2	1.3	1.4	1.5	1.6
Expenses	0.8	0.9	1.0	1.1	1.2
Profit	0.4	0.4	0.4	0.4	0.4

Year	2007	2008	2009	2010	2011
Employees	17.1	17.4	17.5	17.6	17.7
Revenue	1.2	1.3	1.4	1.5	1.6
Expenses	0.8	0.9	1.0	1.1	1.2
Profit	0.4	0.4	0.4	0.4	0.4

 **PDF Full Text** (5.5MB)

3. Drinking Places & Bars Industry (NAICS 72241).

United States Drinking Places & Bars Industry Capital & Expenses Report. 2011, preceding p1-208. 209p. 19 Charts.


[Show all 203 images](#)

Year	2007	2008	2009	2010	2011
Employees	17.1	17.4	17.5	17.6	17.7
Revenue	1.2	1.3	1.4	1.5	1.6
Expenses	0.8	0.9	1.0	1.1	1.2
Profit	0.4	0.4	0.4	0.4	0.4

Year	2007	2008	2009	2010	2011
Employees	17.1	17.4	17.5	17.6	17.7
Revenue	1.2	1.3	1.4	1.5	1.6
Expenses	0.8	0.9	1.0	1.1	1.2
Profit	0.4	0.4	0.4	0.4	0.4

Year	2007	2008	2009	2010
Employees	17.1	17.4	17.5	17.6
Revenue	1.2	1.3	1.4	1.5
Expenses	0.8	0.9	1.0	1.1
Profit	0.4	0.4	0.4	0.4

Year	2007	2008	2009	2010
Employees	17.1	17.4	17.5	17.6
Revenue	1.2	1.3	1.4	1.5
Expenses	0.8	0.9	1.0	1.1
Profit	0.4	0.4	0.4	0.4

 **PDF Full Text** (1.7MB)