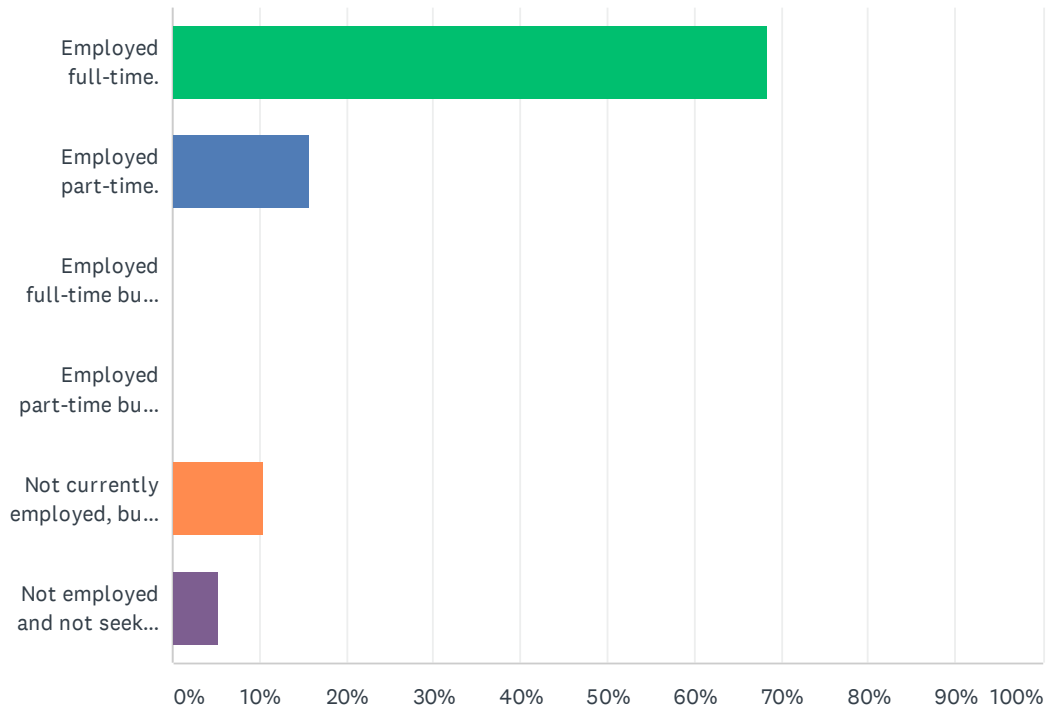


## Q1 When did you graduate from Metropolitan Community College?

Answered: 19 Skipped: 0

## Q2 Which of the following describes your current employment status?

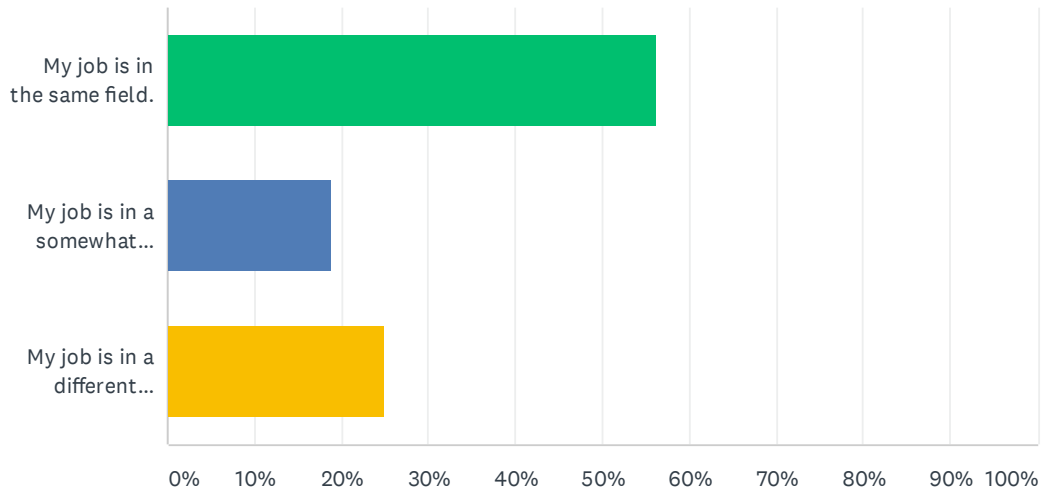
Answered: 19 Skipped: 0



ANSWER CHOICES	RESPONSES	
Employed full-time.	68.42%	13
Employed part-time.	15.79%	3
Employed full-time but not in Human Services field.	0.00%	0
Employed part-time but not in Human Services field.	0.00%	0
Not currently employed, but looking for a job.	10.53%	2
Not employed and not seeking a job.	5.26%	1
<b>TOTAL</b>		<b>19</b>

### Q3 How does your current job relate to your program of study at MCC?

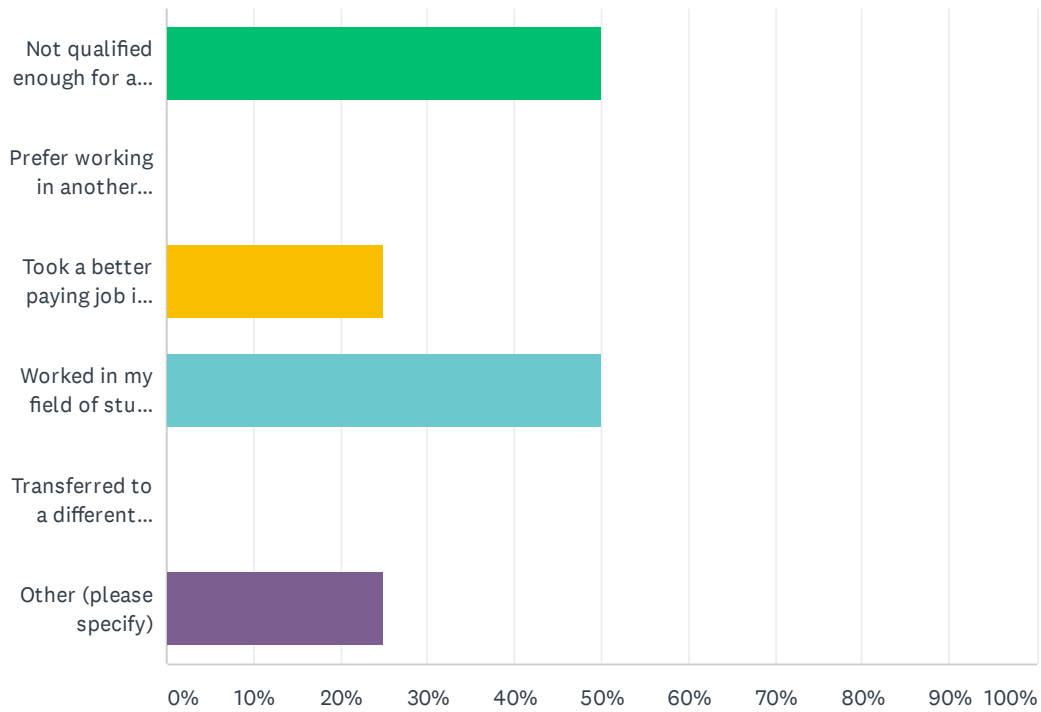
Answered: 16 Skipped: 3



ANSWER CHOICES	RESPONSES	
My job is in the same field.	56.25%	9
My job is in a somewhat related field.	18.75%	3
My job is in a different field.	25.00%	4
<b>TOTAL</b>		<b>16</b>

### Q4 Please check any reasons for why you are working outside your field of study (mark all that apply):

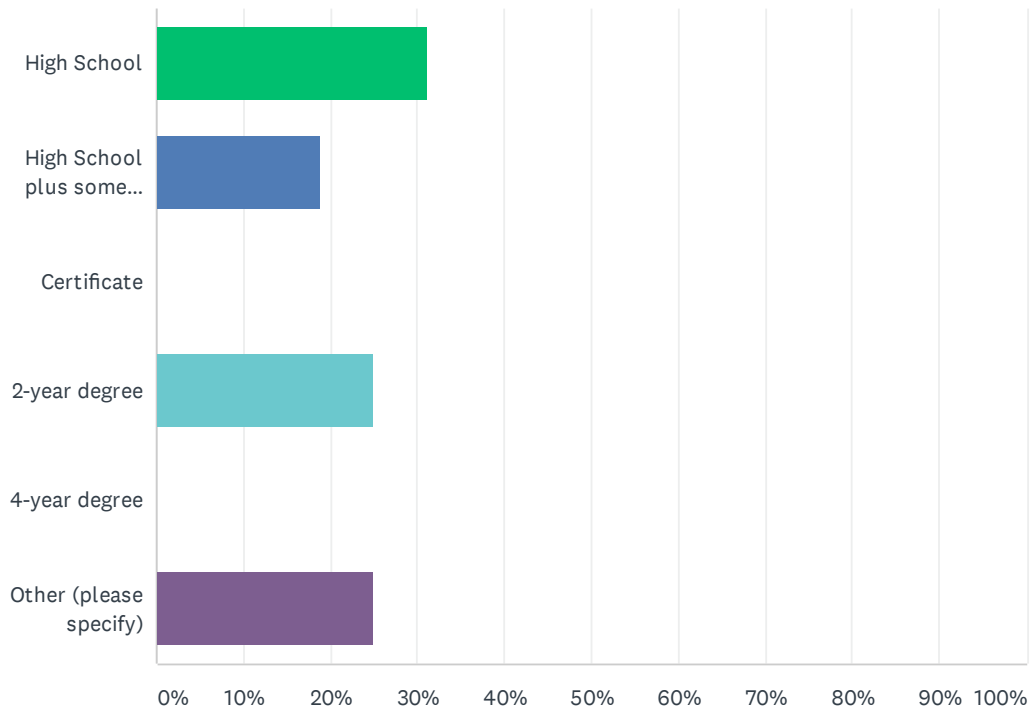
Answered: 4 Skipped: 15



ANSWER CHOICES	RESPONSES	
Not qualified enough for a job in my field of study.	50.00%	2
Prefer working in another field.	0.00%	0
Took a better paying job in another field.	25.00%	1
Worked in my field of study for a while, then changed.	50.00%	2
Transferred to a different field of study at a four-year college or university.	0.00%	0
Other (please specify)	25.00%	1
Total Respondents: 4		

## Q5 What is the minimum educational requirement for the job you currently hold?

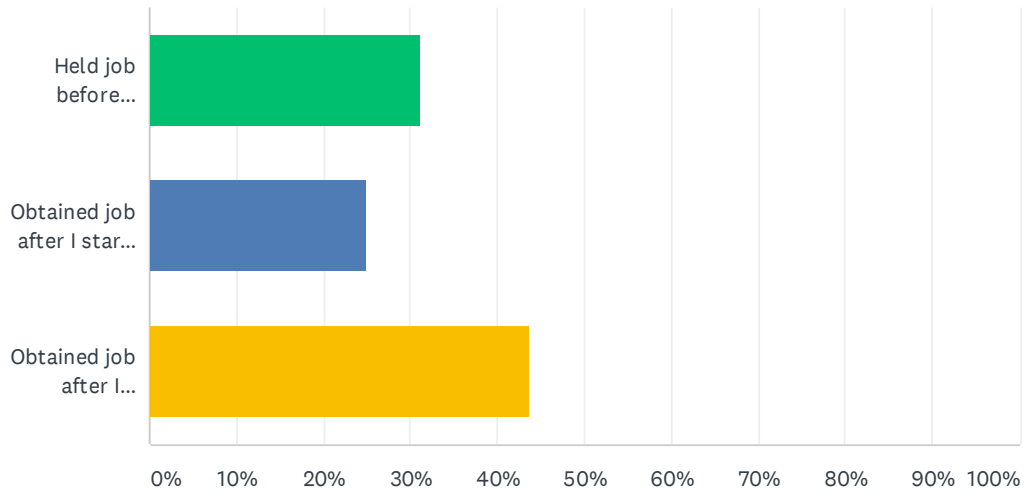
Answered: 16 Skipped: 3



ANSWER CHOICES	RESPONSES	
High School	31.25%	5
High School plus some training	18.75%	3
Certificate	0.00%	0
2-year degree	25.00%	4
4-year degree	0.00%	0
Other (please specify)	25.00%	4
<b>TOTAL</b>		<b>16</b>

## Q6 At what point during your your studies did you begin your current job?

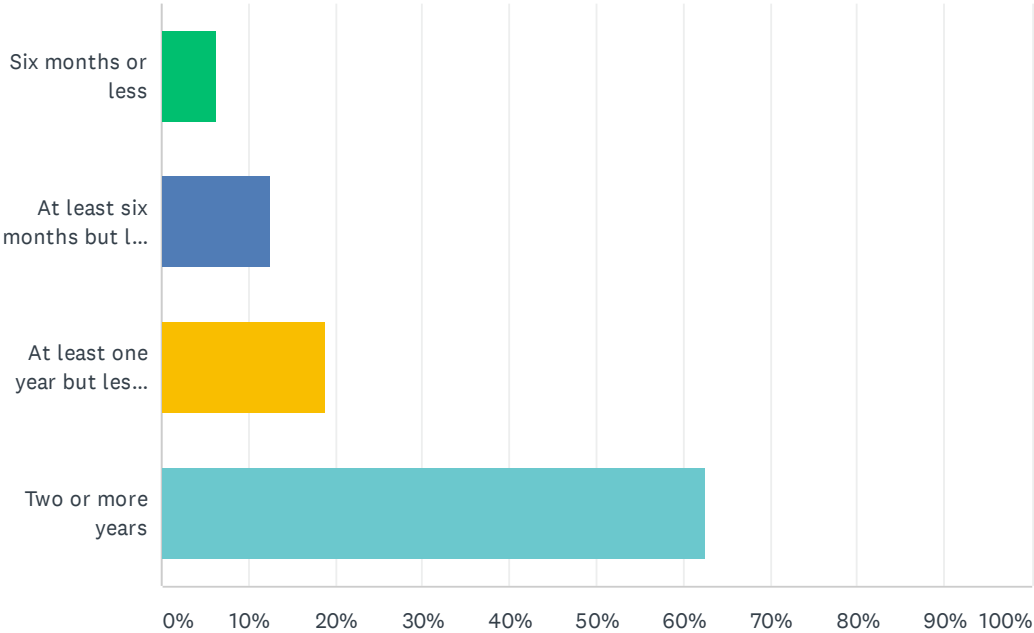
Answered: 16 Skipped: 3



ANSWER CHOICES	RESPONSES	
Held job before attending MCC.	31.25%	5
Obtained job after I started attending MCC but before I graduated.	25.00%	4
Obtained job after I graduated from MCC.	43.75%	7
<b>TOTAL</b>		<b>16</b>

### Q7 How long have you held your current job?

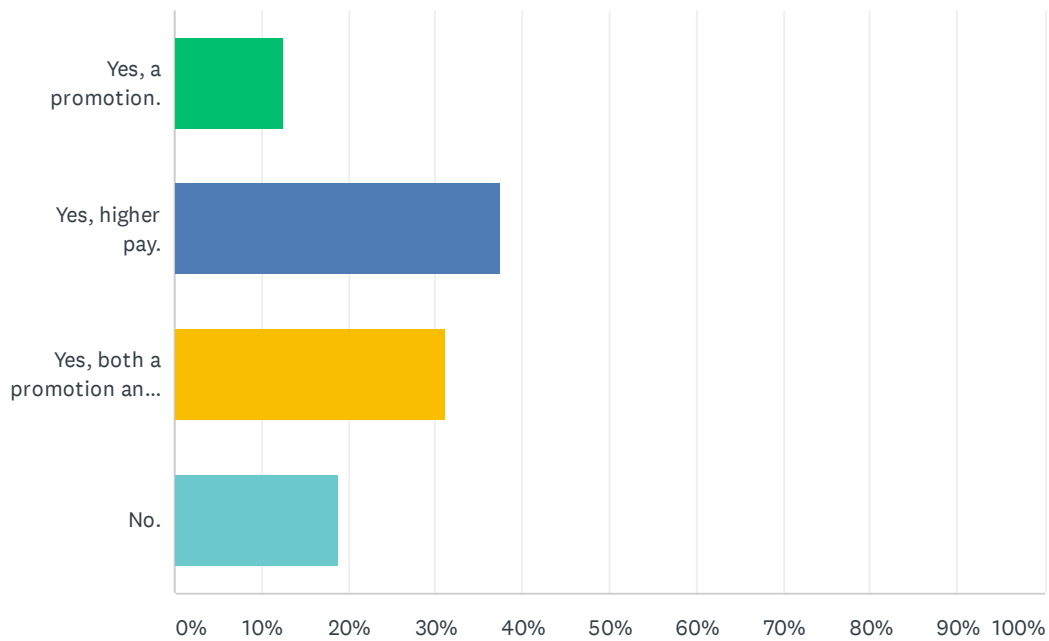
Answered: 16 Skipped: 3



ANSWER CHOICES	RESPONSES	
Six months or less	6.25%	1
At least six months but less than one year	12.50%	2
At least one year but less than two years	18.75%	3
Two or more years	62.50%	10
TOTAL		16

## Q8 Have you received a promotion and/or a higher paying position since graduating from MCC?

Answered: 16 Skipped: 3



ANSWER CHOICES	RESPONSES	
Yes, a promotion.	12.50%	2
Yes, higher pay.	37.50%	6
Yes, both a promotion and higher pay.	31.25%	5
No.	18.75%	3
<b>TOTAL</b>		<b>16</b>



## Q9 Who is your current employer?

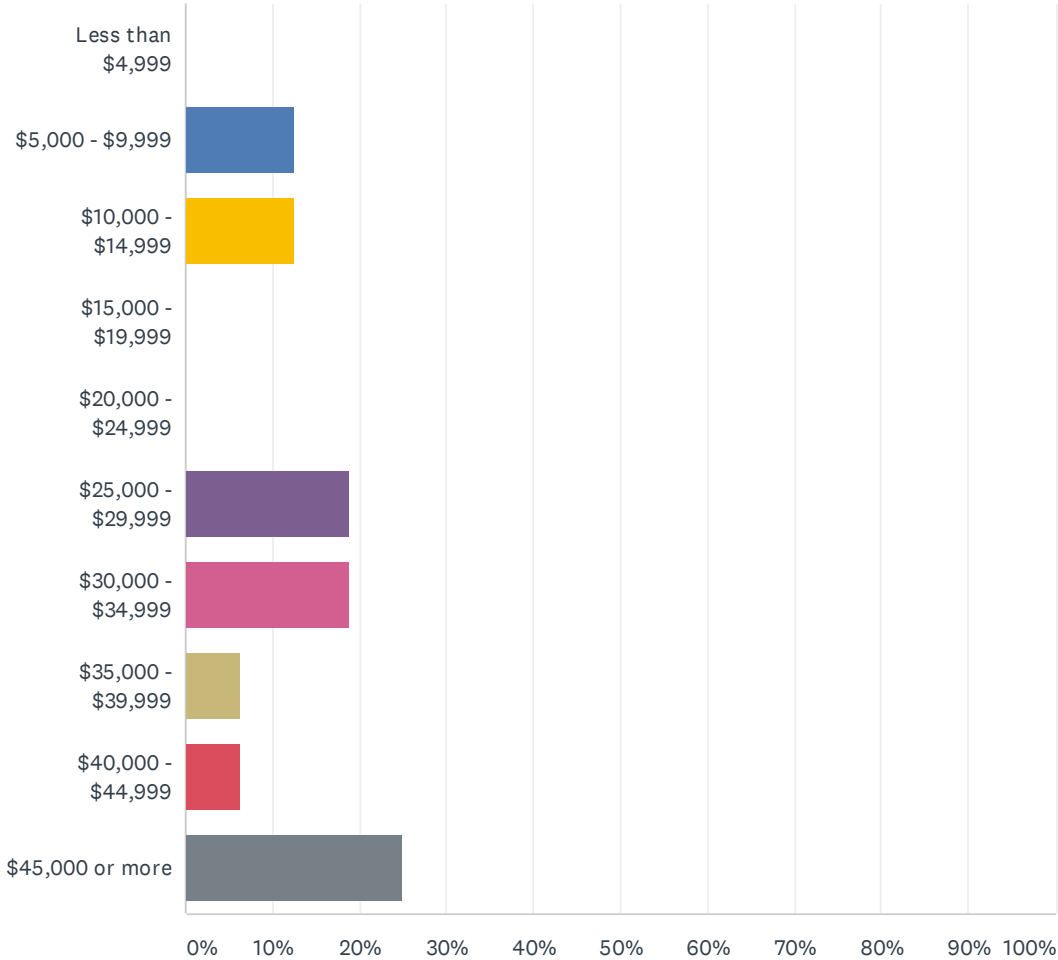
Answered: 16 Skipped: 3

## Q10 What is your current job title?

Answered: 16 Skipped: 3

### Q11 What is your current annual salary before taxes?

Answered: 16 Skipped: 3



ANSWER CHOICES	RESPONSES
Less than \$4,999	0.00% 0
\$5,000 - \$9,999	12.50% 2
\$10,000 - \$14,999	12.50% 2
\$15,000 - \$19,999	0.00% 0
\$20,000 - \$24,999	0.00% 0
\$25,000 - \$29,999	18.75% 3
\$30,000 - \$34,999	18.75% 3
\$35,000 - \$39,999	6.25% 1
\$40,000 - \$44,999	6.25% 1
\$45,000 or more	25.00% 4
<b>TOTAL</b>	<b>16</b>

**Q12 Please briefly describe your job responsibilities.**

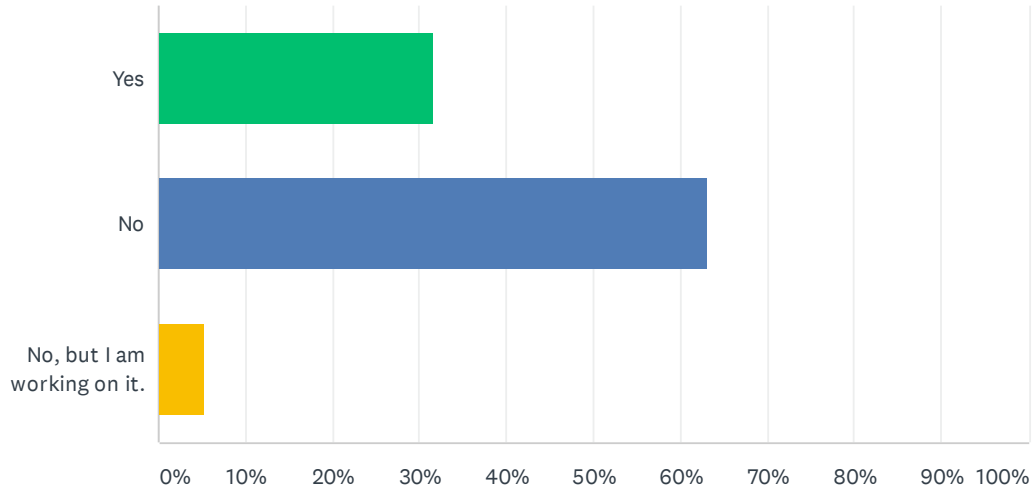
Answered: 14 Skipped: 5

**Q13 What other jobs have you held in the Human Service field, besides your current job? Please state the job title and agency. (If you have held no other jobs in Human services, type NA.)**

Answered: 13 Skipped: 6

### Q14 Have you obtained a professional license?

Answered: 19 Skipped: 0



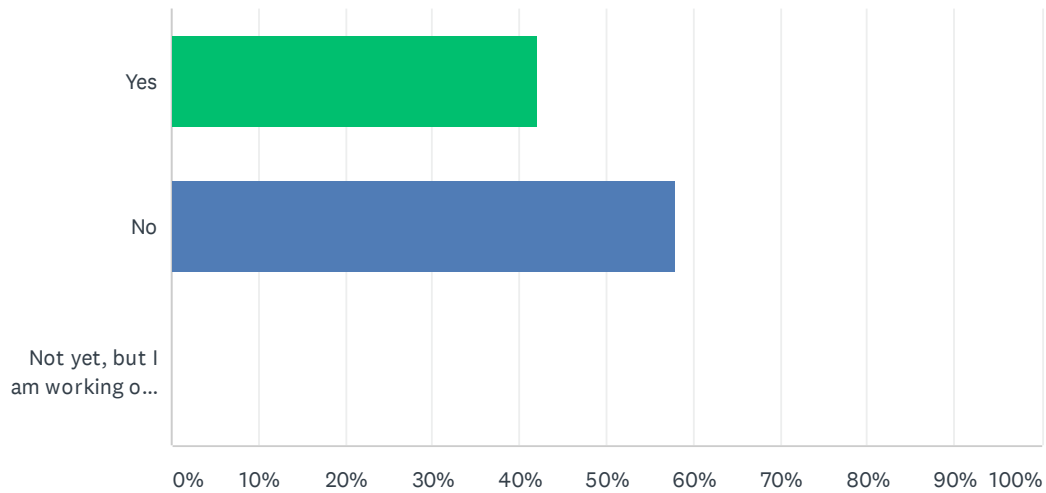
ANSWER CHOICES	RESPONSES	
Yes	31.58%	6
No	63.16%	12
No, but I am working on it.	5.26%	1
<b>TOTAL</b>		<b>19</b>

## Q15 Please specify the license here:

Answered: 6 Skipped: 13

## Q16 Have you attended any other college or university since you graduated from MCC?

Answered: 19 Skipped: 0



ANSWER CHOICES	RESPONSES	
Yes	42.11%	8
No	57.89%	11
Not yet, but I am working on it.	0.00%	0
<b>TOTAL</b>		<b>19</b>



## Q17 What college or university do/did you attend?

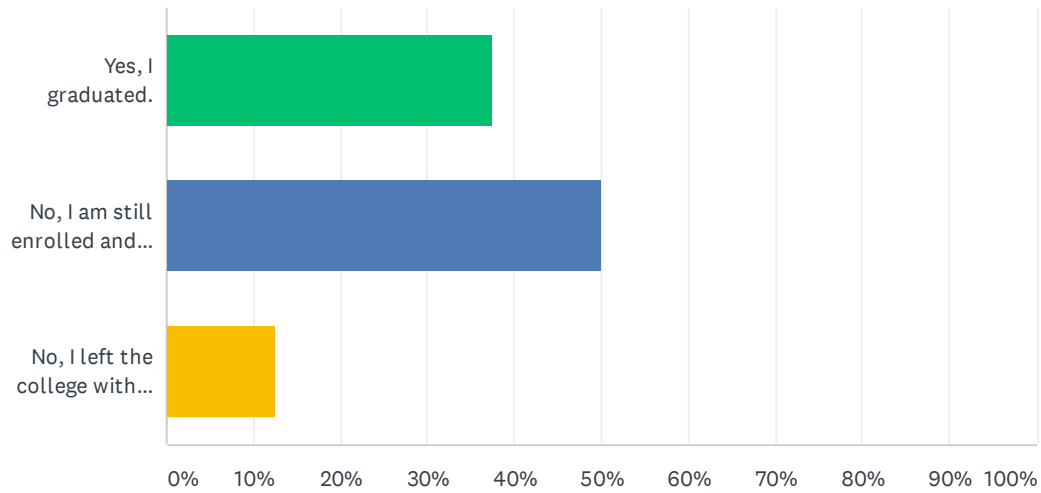
Answered: 8 Skipped: 11

## Q18 What is/was your major at this other institution?

Answered: 8 Skipped: 11

## Q19 Have you graduated from this other college or university?

Answered: 8 Skipped: 11



ANSWER CHOICES	RESPONSES	
Yes, I graduated.	37.50%	3
No, I am still enrolled and plan to graduate.	50.00%	4
No, I left the college without graduation.	12.50%	1
<b>TOTAL</b>		<b>8</b>

## Q20 When do/did you graduate?

Answered: 7 Skipped: 12

## Q21 Please follow the prompts below to comment on your practicum experience.

Answered: 15 Skipped: 4

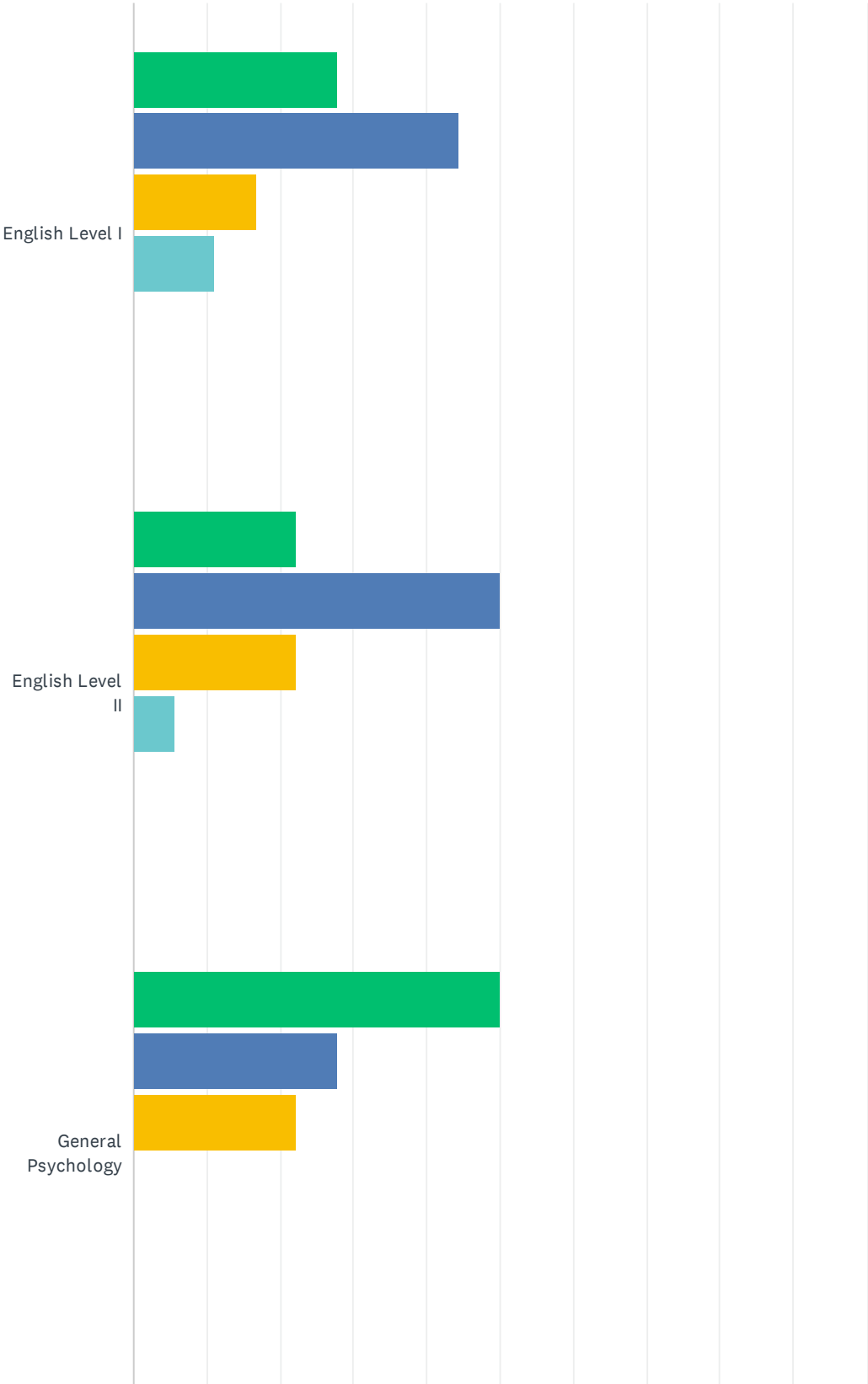
ANSWER CHOICES	RESPONSES	
What as the most satisfying aspect?	100.00%	15
What was frustrating or difficult?	100.00%	15
Anything else you'd like to mention?	53.33%	8

**Q22** Aside from practicum experience, what program-related event, class, or encounter influenced you the most while you were in the Human Services Program?

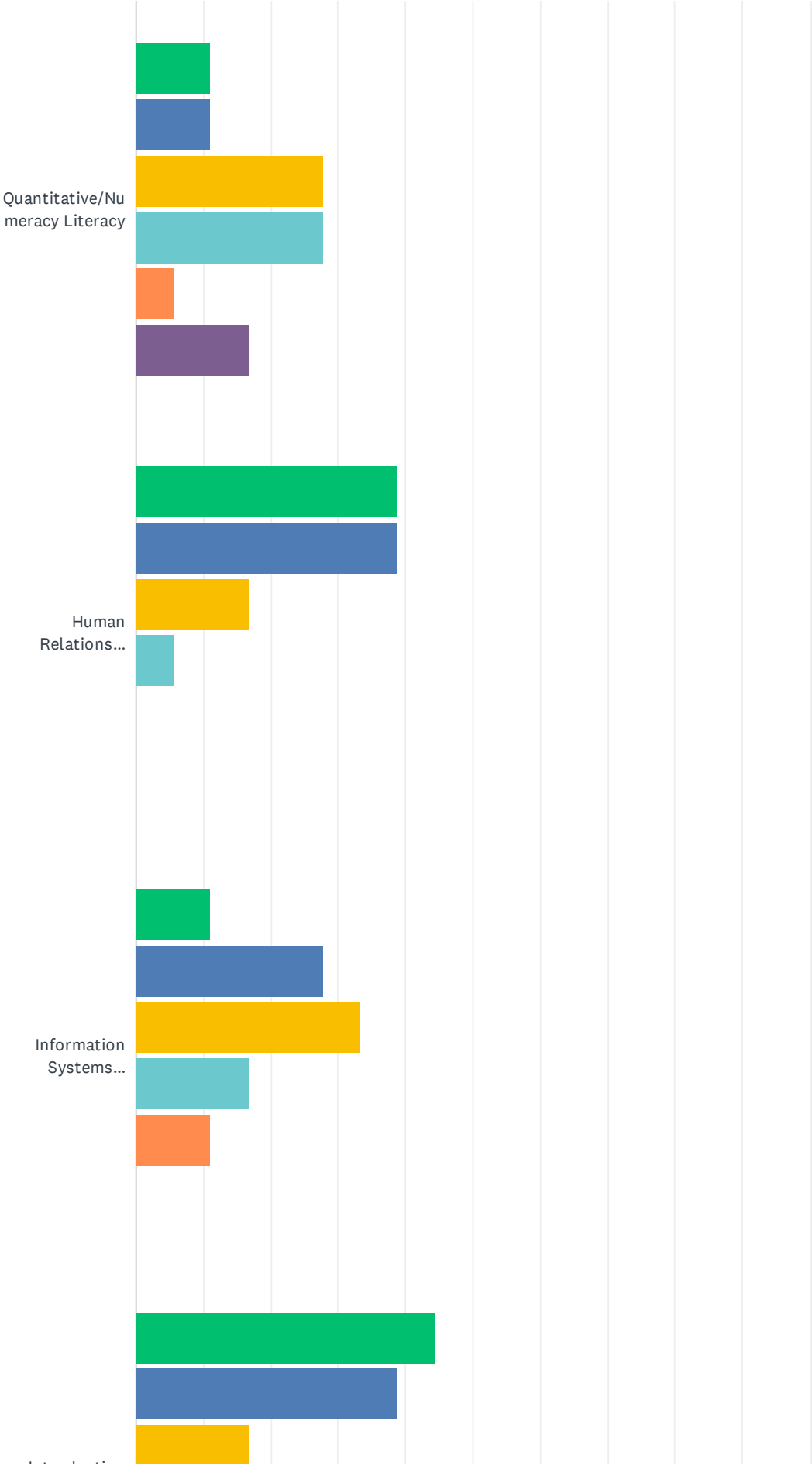
Answered: 14 Skipped: 5

### Q23 Please rate each course on how helpful it was in preparing you for employment in Human Services.

Answered: 18 Skipped: 1

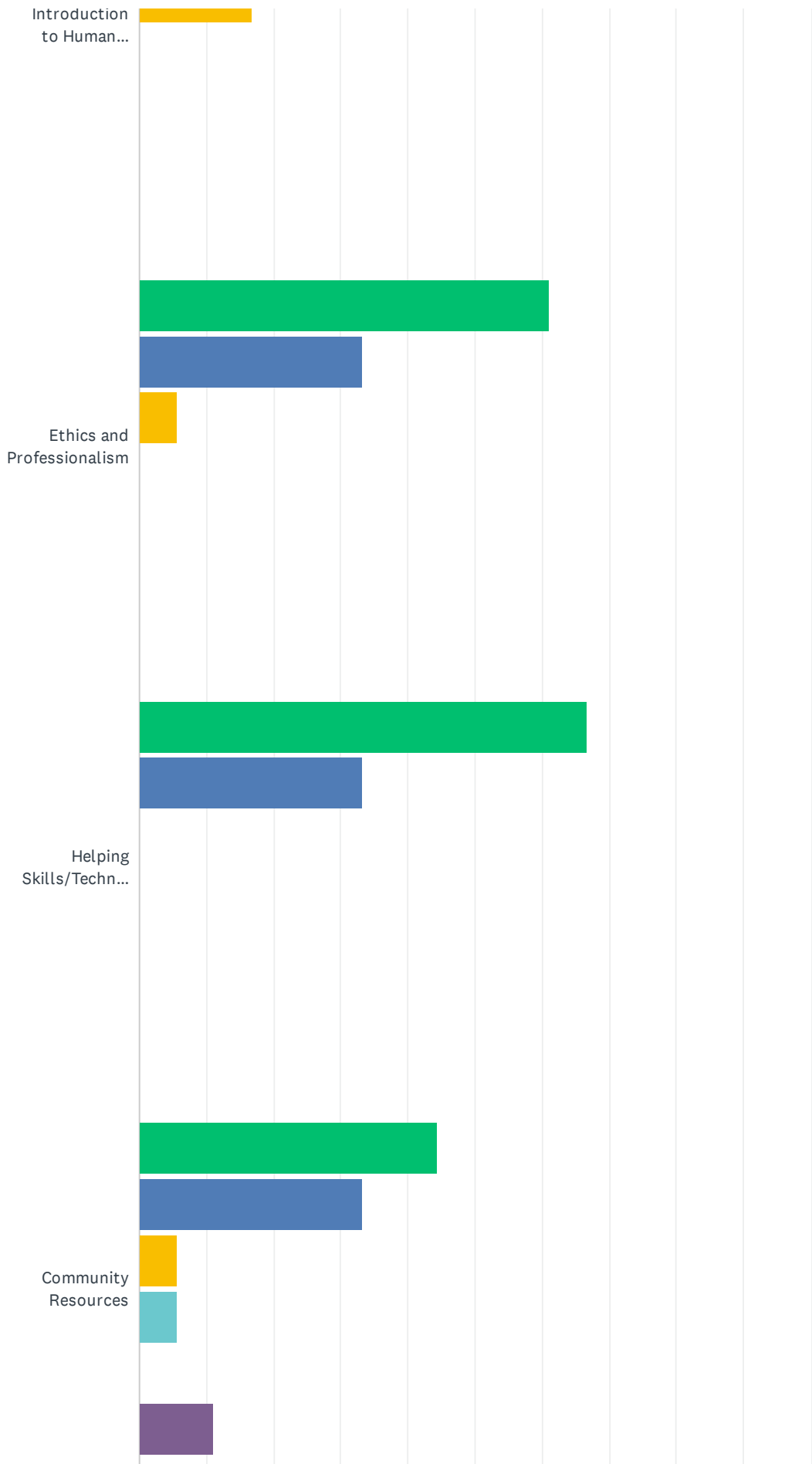


Human Services Graduate Survey (2020)

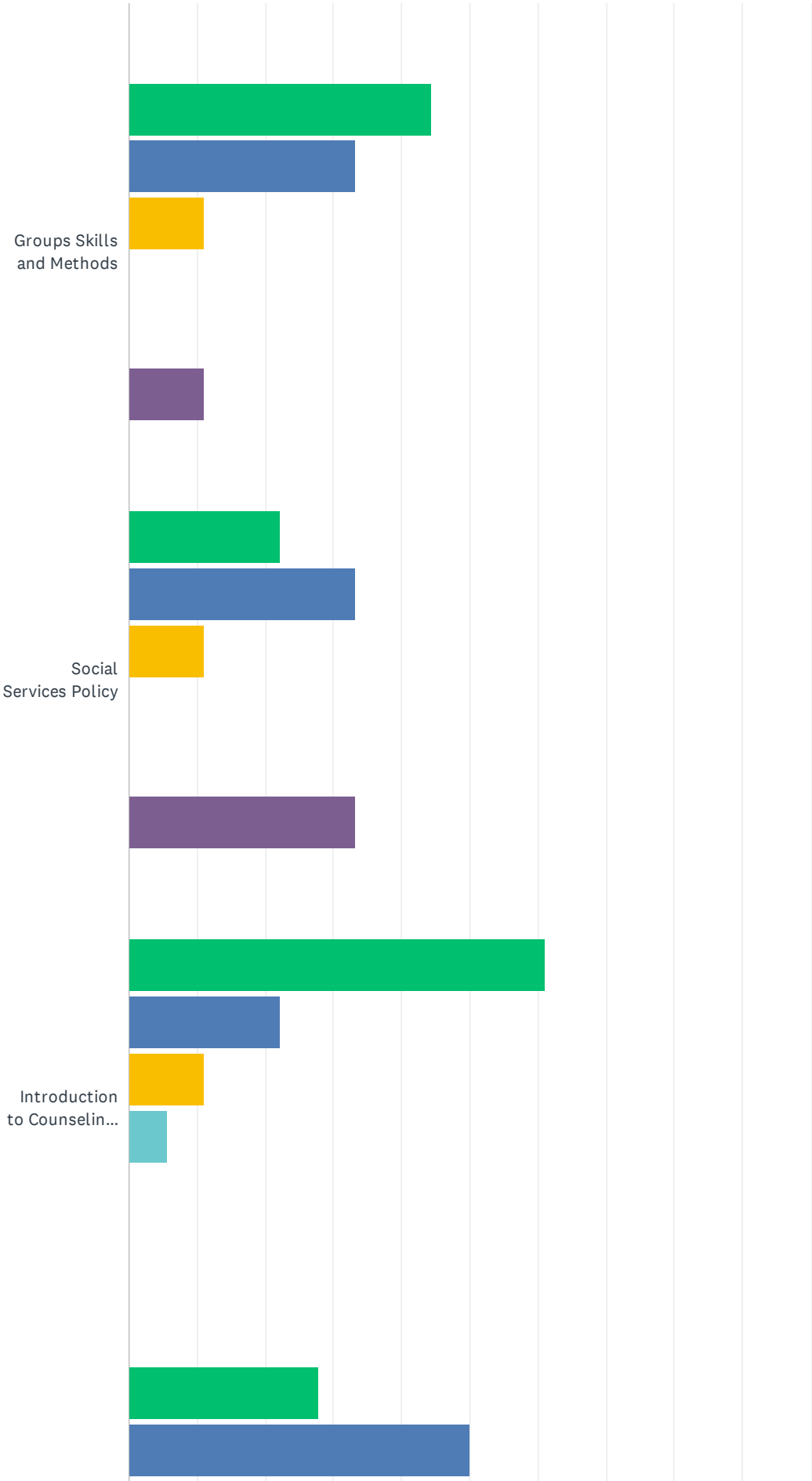




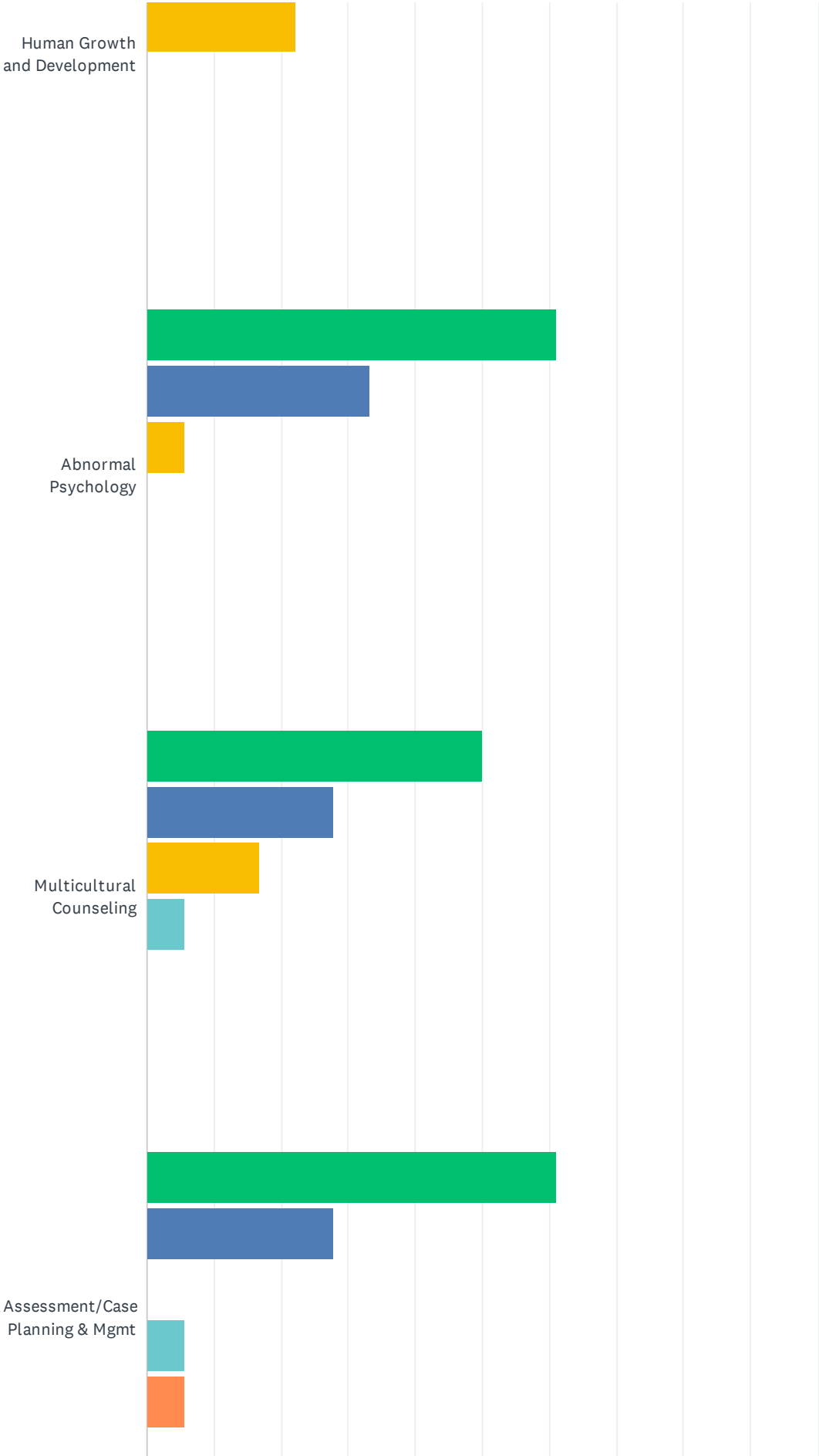
# Human Services Graduate Survey (2020)



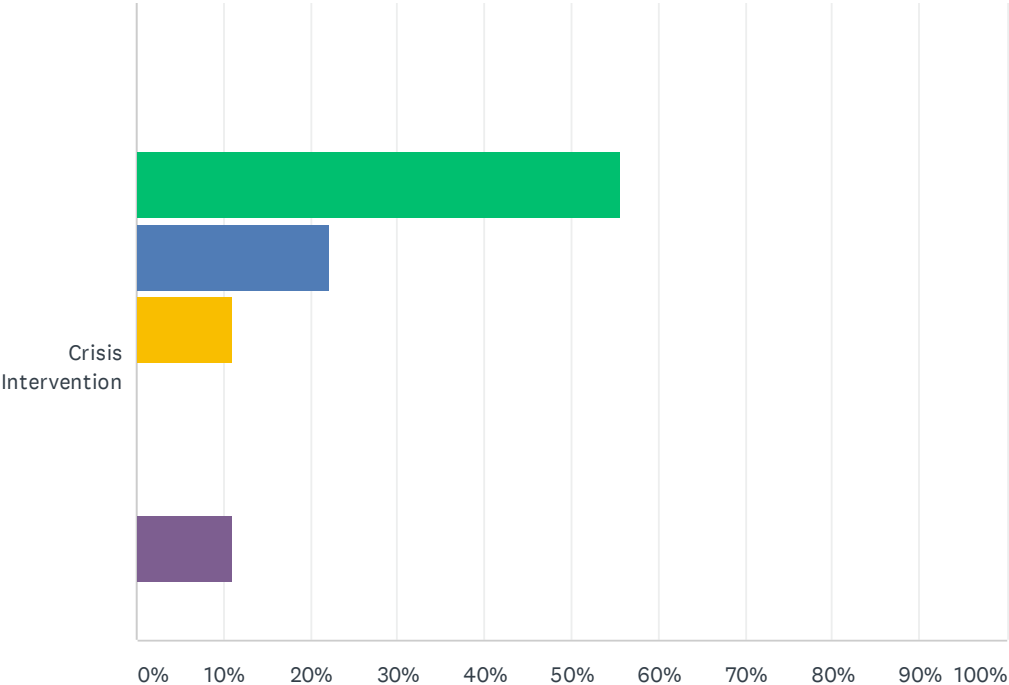
# Human Services Graduate Survey (2020)



Human Services Graduate Survey (2020)



Human Services Graduate Survey (2020)



1 = Essential    2 = Very helpful    3 = Somewhat helpful  
4 = Not very helpful    5 = Not at all helpful    6 = Did not take at MCC

Human Services Graduate Survey (2020)

	1 = ESSENTIAL	2 = VERY HELPFUL	3 = SOMEWHAT HELPFUL	4 = NOT VERY HELPFUL	5 = NOT AT ALL HELPFUL	6 = DID NOT TAKE AT MCC	TOTAL
English Level I	27.78% 5	44.44% 8	16.67% 3	11.11% 2	0.00% 0	0.00% 0	18
English Level II	22.22% 4	50.00% 9	22.22% 4	5.56% 1	0.00% 0	0.00% 0	18
General Psychology	50.00% 9	27.78% 5	22.22% 4	0.00% 0	0.00% 0	0.00% 0	18
Quantitative/Numeracy Literacy	11.11% 2	11.11% 2	27.78% 5	27.78% 5	5.56% 1	16.67% 3	18
Human Relations Skills	38.89% 7	38.89% 7	16.67% 3	5.56% 1	0.00% 0	0.00% 0	18
Information Systems Literacy	11.11% 2	27.78% 5	33.33% 6	16.67% 3	11.11% 2	0.00% 0	18
Introduction to Human Services	44.44% 8	38.89% 7	16.67% 3	0.00% 0	0.00% 0	0.00% 0	18
Ethics and Professionalism	61.11% 11	33.33% 6	5.56% 1	0.00% 0	0.00% 0	0.00% 0	18
Helping Skills/Techniques	66.67% 12	33.33% 6	0.00% 0	0.00% 0	0.00% 0	0.00% 0	18
Community Resources	44.44% 8	33.33% 6	5.56% 1	5.56% 1	0.00% 0	11.11% 2	18
Groups Skills and Methods	44.44% 8	33.33% 6	11.11% 2	0.00% 0	0.00% 0	11.11% 2	18
Social Services Policy	22.22% 4	33.33% 6	11.11% 2	0.00% 0	0.00% 0	33.33% 6	18
Introduction to Counseling Theories	61.11% 11	22.22% 4	11.11% 2	5.56% 1	0.00% 0	0.00% 0	18
Human Growth and Development	27.78% 5	50.00% 9	22.22% 4	0.00% 0	0.00% 0	0.00% 0	18
Abnormal Psychology	61.11% 11	33.33% 6	5.56% 1	0.00% 0	0.00% 0	0.00% 0	18
Multicultural Counseling	50.00% 9	27.78% 5	16.67% 3	5.56% 1	0.00% 0	0.00% 0	18
Assessment/Case Planning & Mgmt	61.11% 11	27.78% 5	0.00% 0	5.56% 1	5.56% 1	0.00% 0	18
Crisis Intervention	55.56% 10	22.22% 4	11.11% 2	0.00% 0	0.00% 0	11.11% 2	18