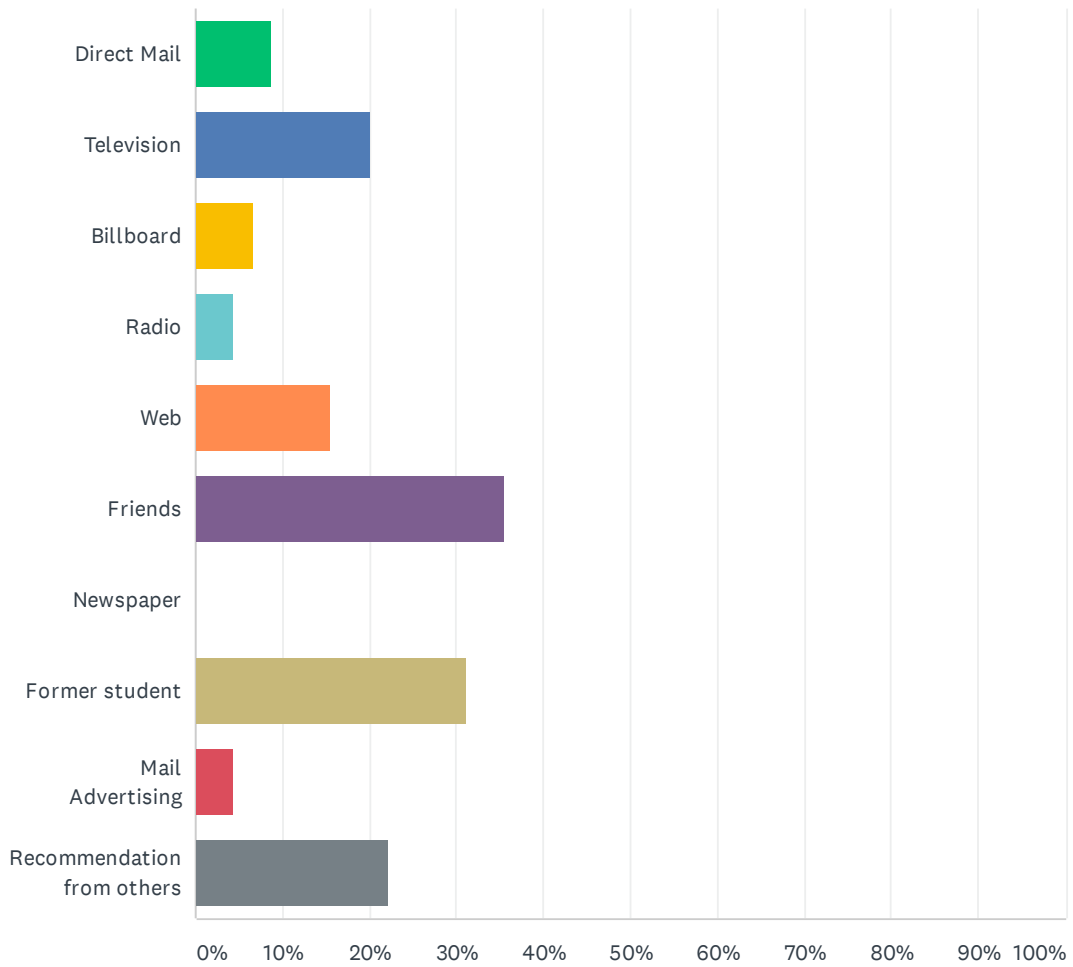


Q1 How did you learn about Metropolitan Community College (MCC)? (mark any that apply)

Answered: 45 Skipped: 0

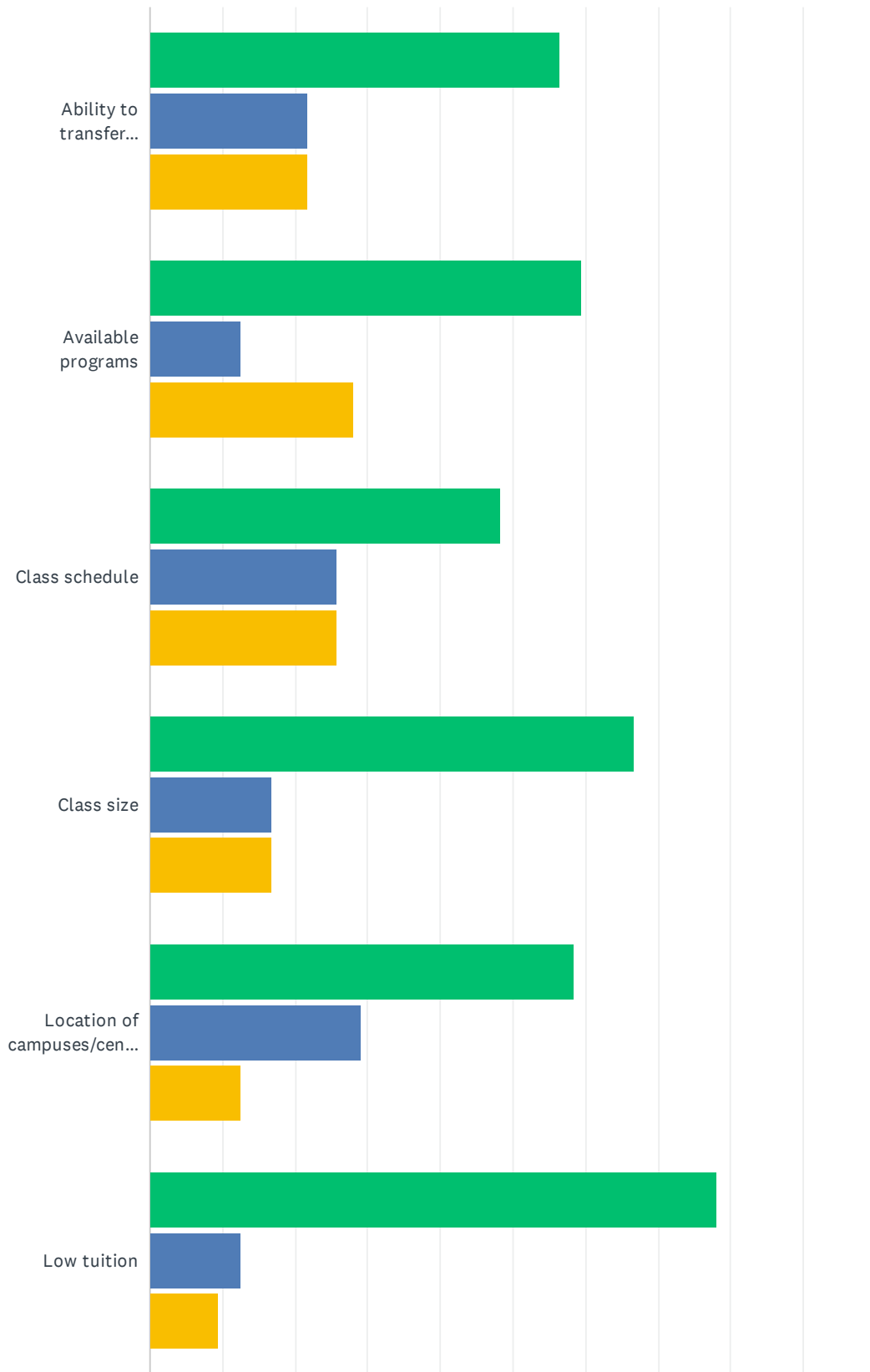


Human Services Program Survey (2020)

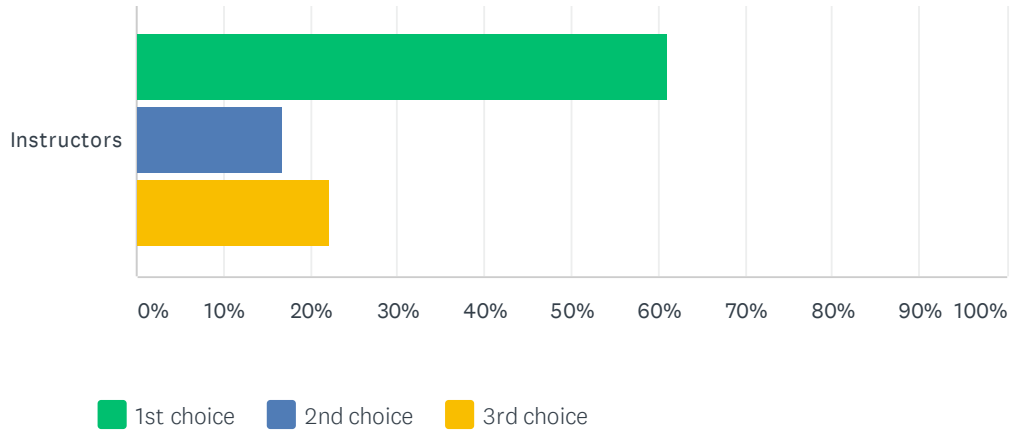
ANSWER CHOICES	RESPONSES	
Direct Mail	8.89%	4
Television	20.00%	9
Billboard	6.67%	3
Radio	4.44%	2
Web	15.56%	7
Friends	35.56%	16
Newspaper	0.00%	0
Former student	31.11%	14
Mail Advertising	4.44%	2
Recommendation from others	22.22%	10
Total Respondents: 45		

Q2 What are the top three reasons you chose to enroll at MCC?(mark only three)

Answered: 44 Skipped: 1



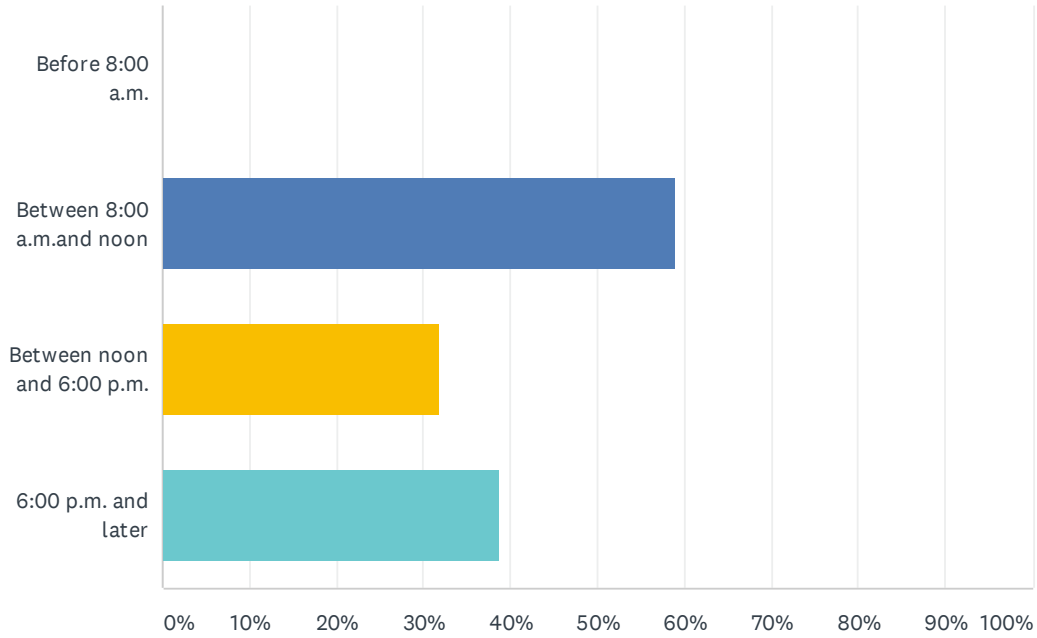
Human Services Program Survey (2020)



	1ST CHOICE	2ND CHOICE	3RD CHOICE	TOTAL	WEIGHTED AVERAGE
Ability to transfer credits	56.52% 13	21.74% 5	21.74% 5	23	2.35
Available programs	59.38% 19	12.50% 4	28.13% 9	32	2.31
Class schedule	48.39% 15	25.81% 8	25.81% 8	31	2.23
Class size	66.67% 12	16.67% 3	16.67% 3	18	2.50
Location of campuses/centers	58.33% 14	29.17% 7	12.50% 3	24	2.46
Low tuition	78.13% 25	12.50% 4	9.38% 3	32	2.69
Instructors	61.11% 11	16.67% 3	22.22% 4	18	2.39

Q3 What the time of day would you prefer to take classes? (mark any that apply)

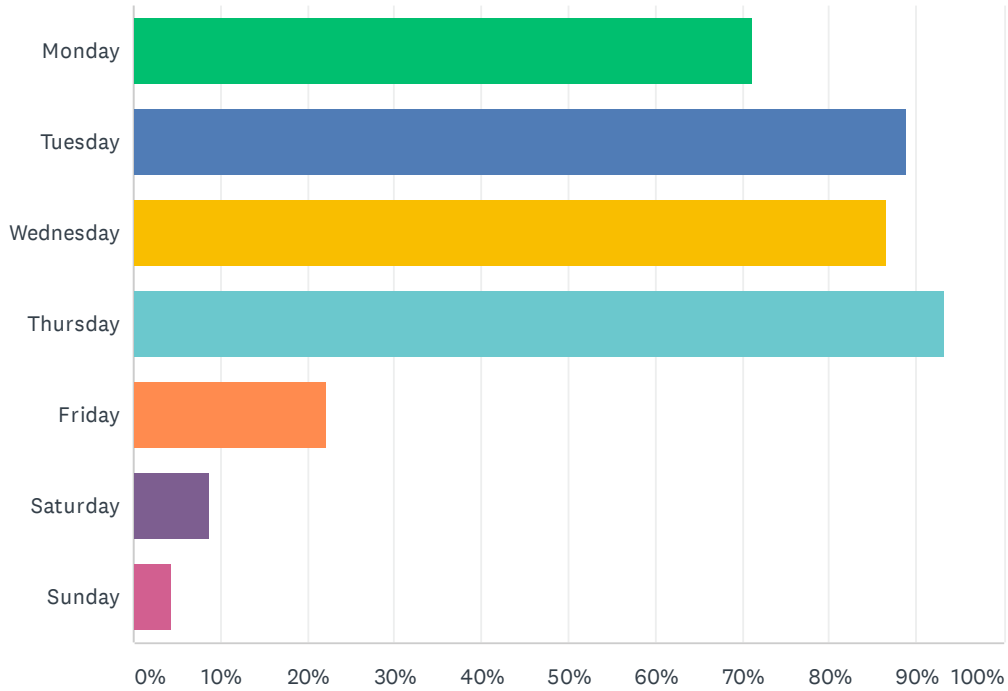
Answered: 44 Skipped: 1



ANSWER CHOICES	RESPONSES	
Before 8:00 a.m.	0.00%	0
Between 8:00 a.m. and noon	59.09%	26
Between noon and 6:00 p.m.	31.82%	14
6:00 p.m. and later	38.64%	17
Total Respondents: 44		

Q4 What day(s) of the week would you prefer to take classes? (mark any that apply)

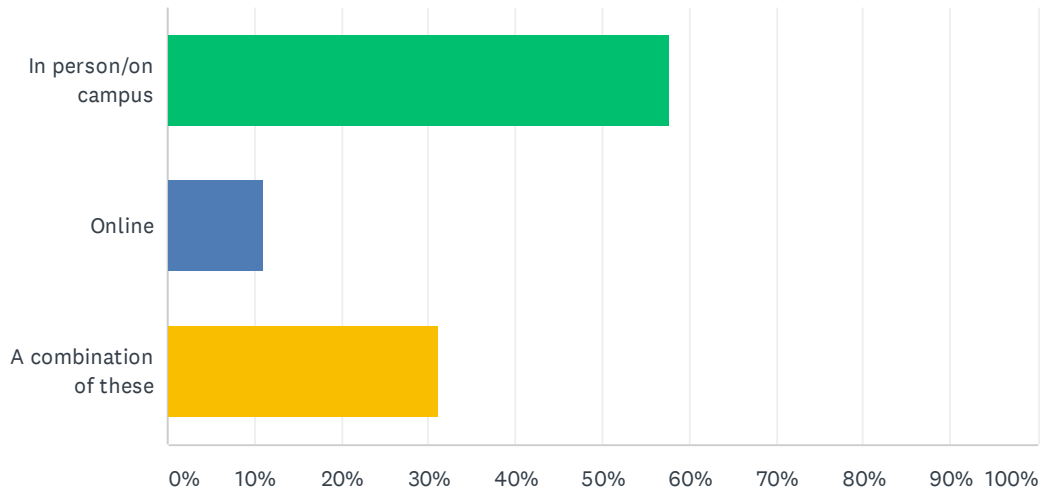
Answered: 45 Skipped: 0



ANSWER CHOICES	RESPONSES	
Monday	71.11%	32
Tuesday	88.89%	40
Wednesday	86.67%	39
Thursday	93.33%	42
Friday	22.22%	10
Saturday	8.89%	4
Sunday	4.44%	2
Total Respondents: 45		

Q5 What class delivery mode would you prefer?

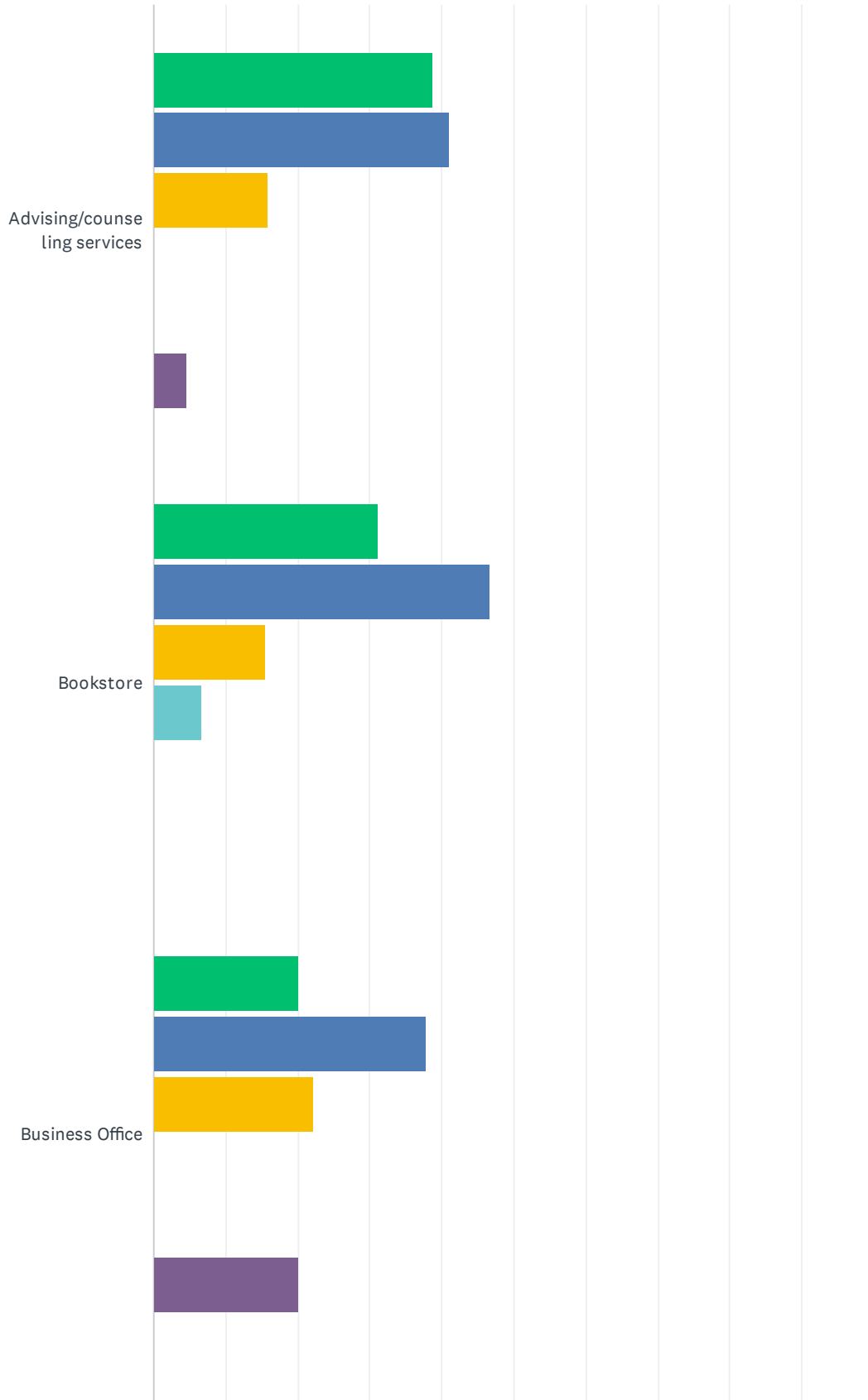
Answered: 45 Skipped: 0



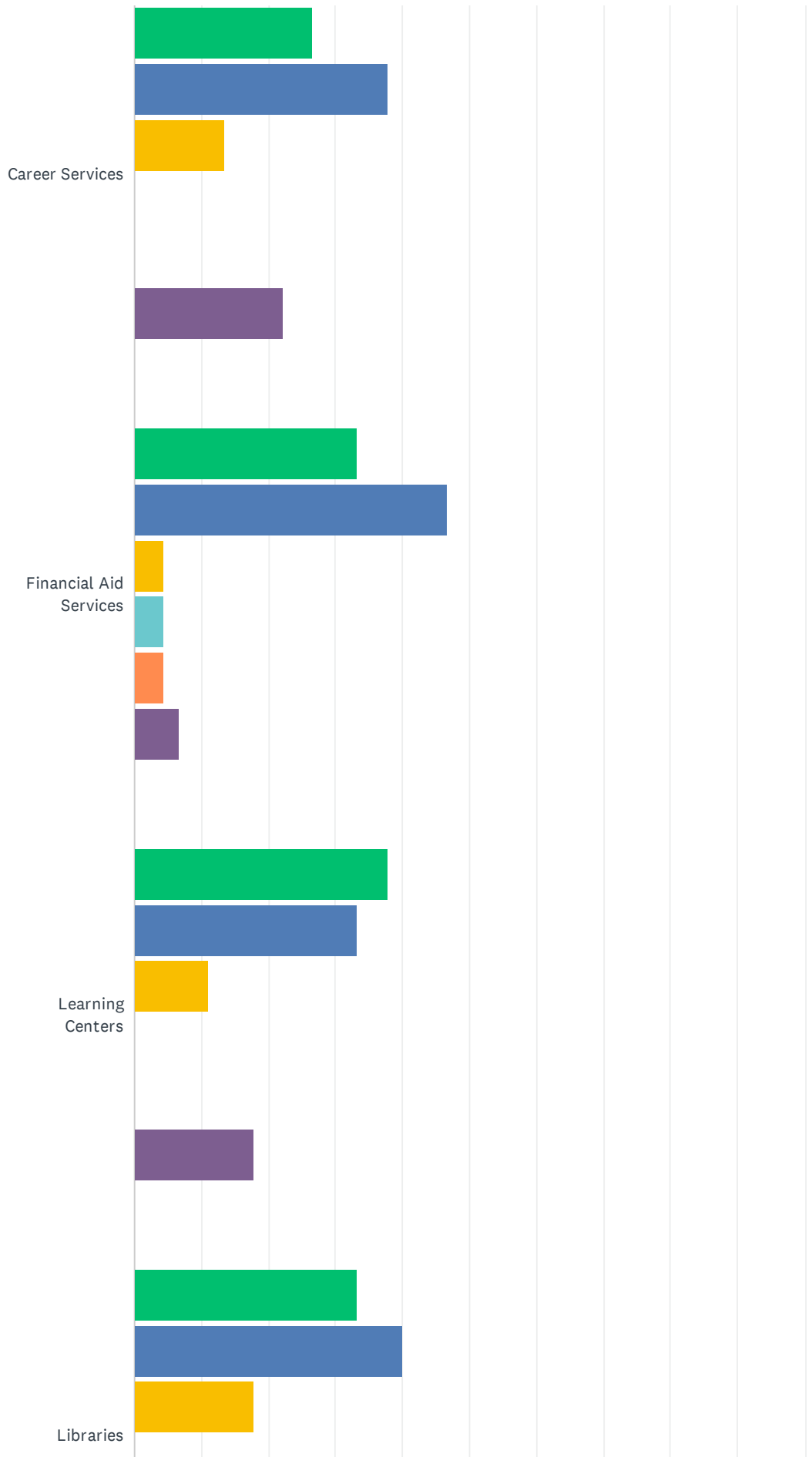
ANSWER CHOICES	RESPONSES
In person/on campus	57.78% 26
Online	11.11% 5
A combination of these	31.11% 14
TOTAL	45

Q6 What is you level of satisfaction with each of the following?

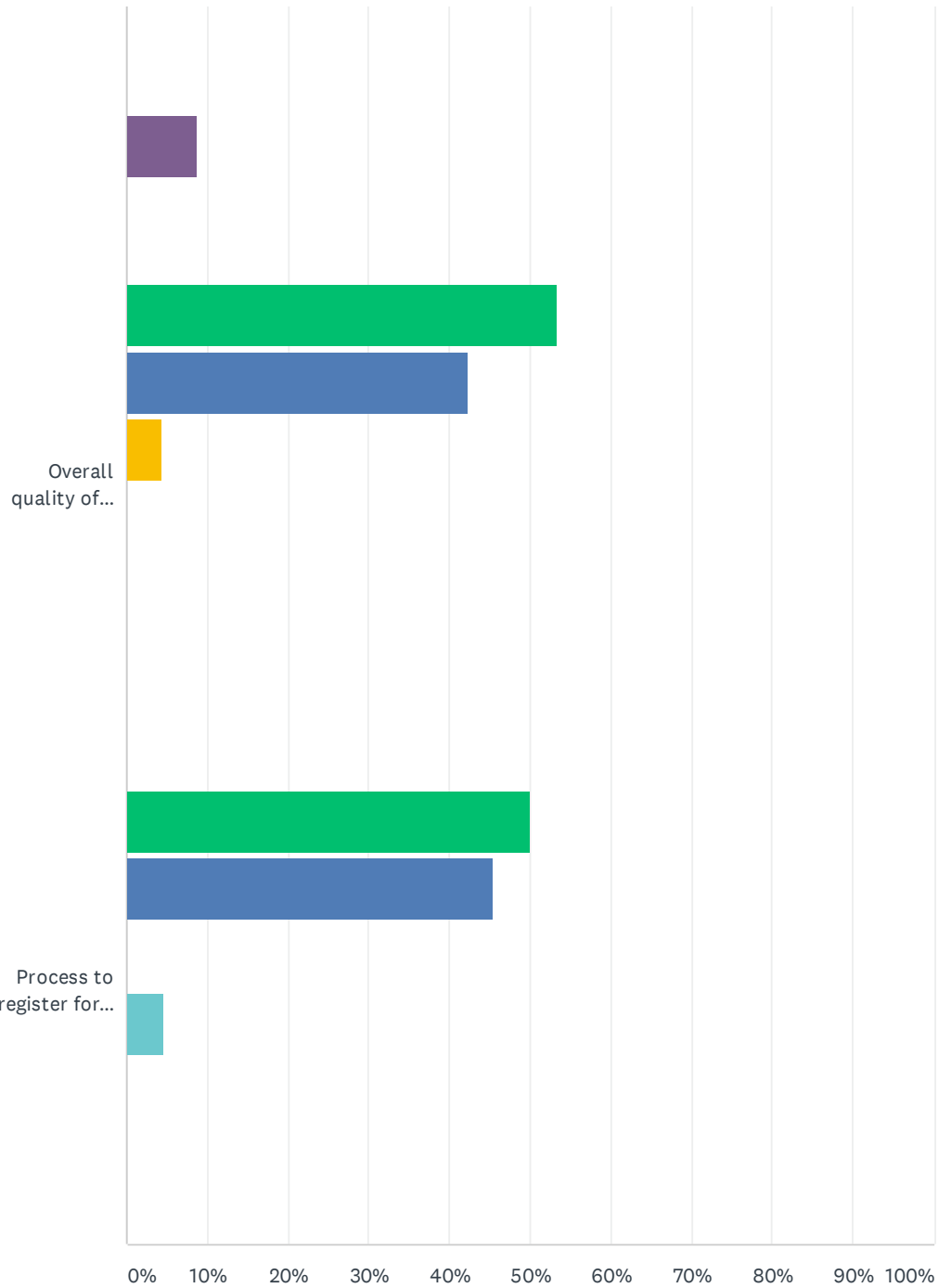
Answered: 45 Skipped: 0



Human Services Program Survey (2020)



Human Services Program Survey (2020)



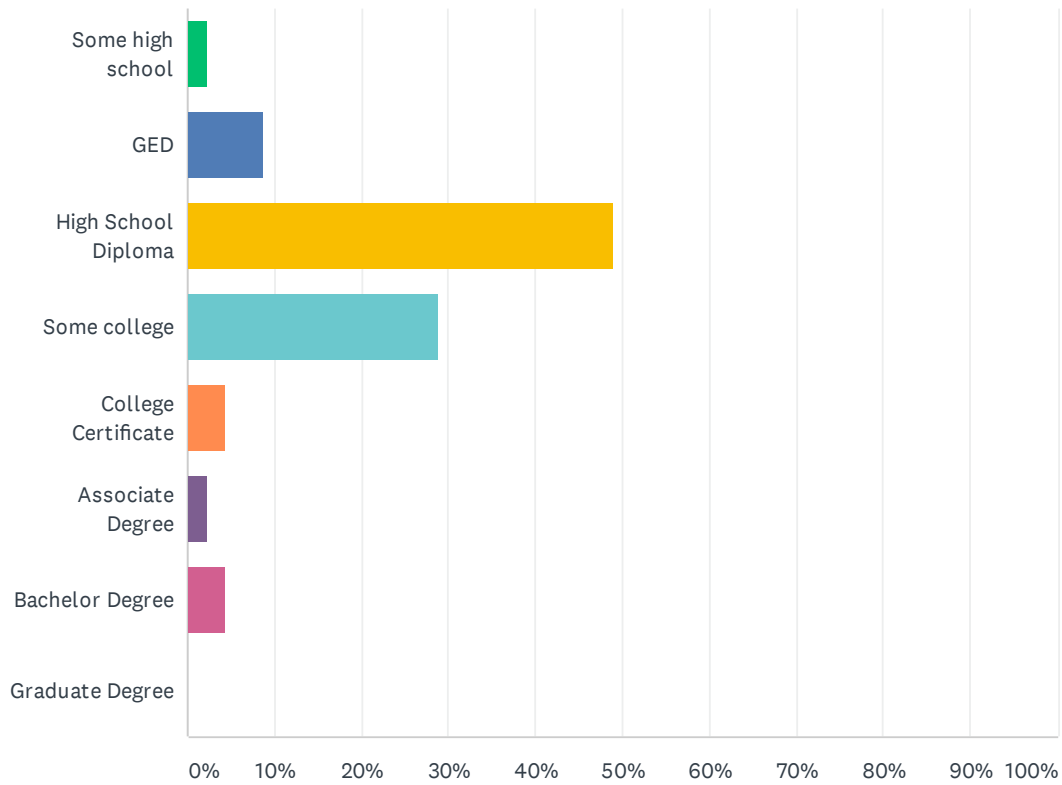
Very Satisfied Satisfied Neither Satisfied or Dissatisfied Dissatisfied
Very Dissatisfied Did not use

Human Services Program Survey (2020)

	VERY SATISFIED	SATISFIED	NEITHER SATISFIED OR DISSATISFIED	DISSATISFIED	VERY DISSATISFIED	DID NOT USE	TOTAL
Advising/counseling services	38.64% 17	40.91% 18	15.91% 7	0.00% 0	0.00% 0	4.55% 2	44
Bookstore	31.11% 14	46.67% 21	15.56% 7	6.67% 3	0.00% 0	0.00% 0	45
Business Office	20.00% 9	37.78% 17	22.22% 10	0.00% 0	0.00% 0	20.00% 9	45
Career Services	26.67% 12	37.78% 17	13.33% 6	0.00% 0	0.00% 0	22.22% 10	45
Financial Aid Services	33.33% 15	46.67% 21	4.44% 2	4.44% 2	4.44% 2	6.67% 3	45
Learning Centers	37.78% 17	33.33% 15	11.11% 5	0.00% 0	0.00% 0	17.78% 8	45
Libraries	33.33% 15	40.00% 18	17.78% 8	0.00% 0	0.00% 0	8.89% 4	45
Overall quality of instruction	53.33% 24	42.22% 19	4.44% 2	0.00% 0	0.00% 0	0.00% 0	45
Process to register for classes	50.00% 22	45.45% 20	0.00% 0	4.55% 2	0.00% 0	0.00% 0	44

Q7 What is the highest level of education you received before attending MCC?

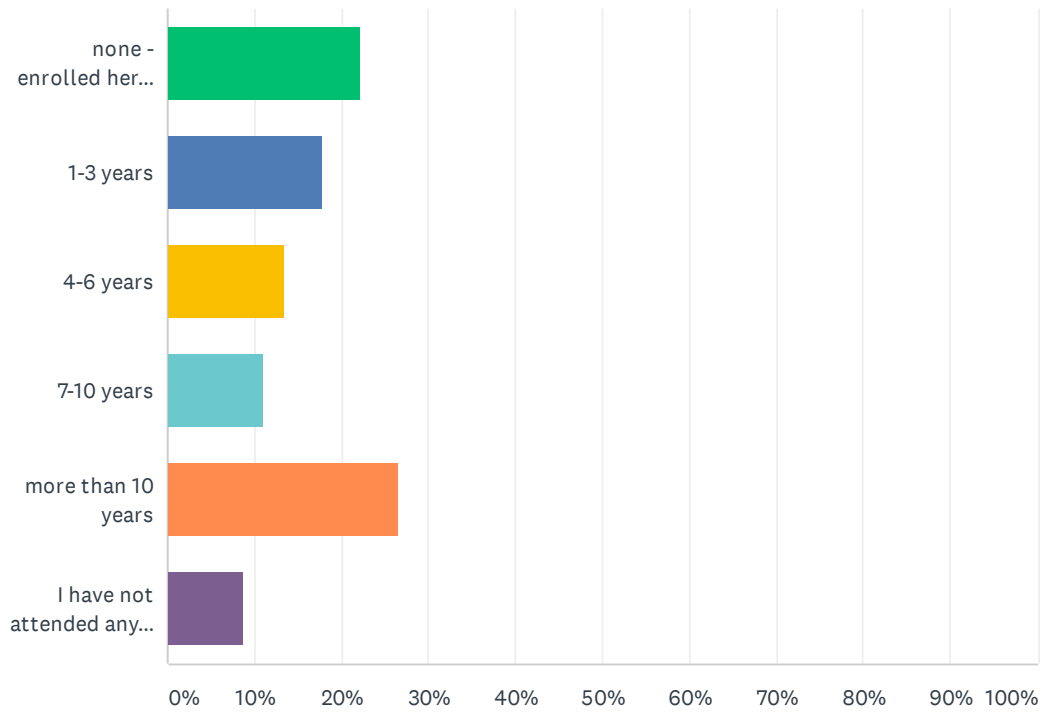
Answered: 45 Skipped: 0



ANSWER CHOICES	RESPONSES
Some high school	2.22% 1
GED	8.89% 4
High School Diploma	48.89% 22
Some college	28.89% 13
College Certificate	4.44% 2
Associate Degree	2.22% 1
Bachelor Degree	4.44% 2
Graduate Degree	0.00% 0
TOTAL	45

Q8 Before enrolling at MCC, how many years had it been since you attended any other college or university?

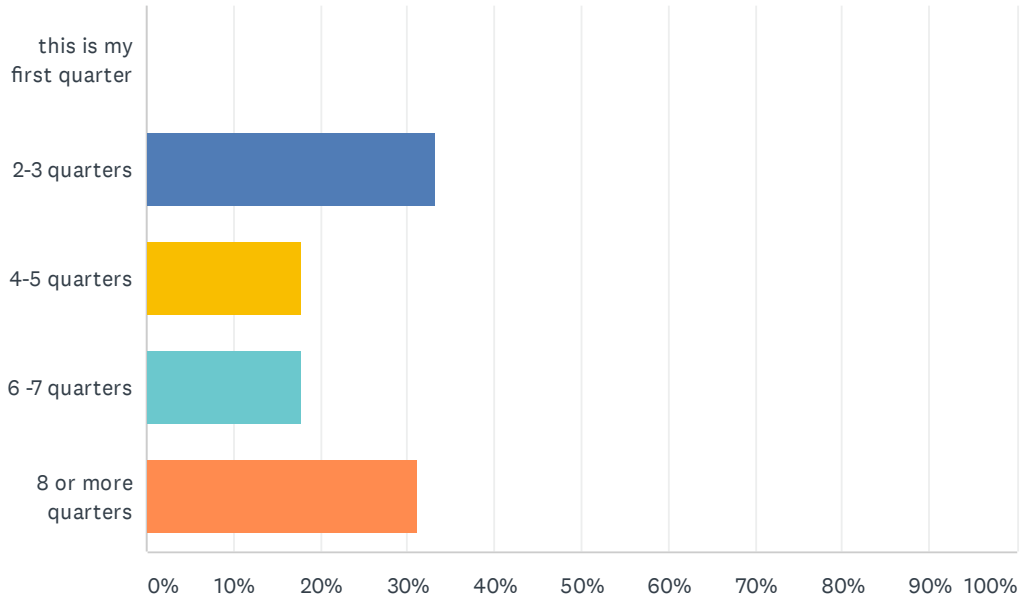
Answered: 45 Skipped: 0



ANSWER CHOICES	RESPONSES	
none - enrolled here right after	22.22%	10
1-3 years	17.78%	8
4-6 years	13.33%	6
7-10 years	11.11%	5
more than 10 years	26.67%	12
I have not attended any other institutions	8.89%	4
TOTAL		45

Q9 How long have you been a student at MCC?

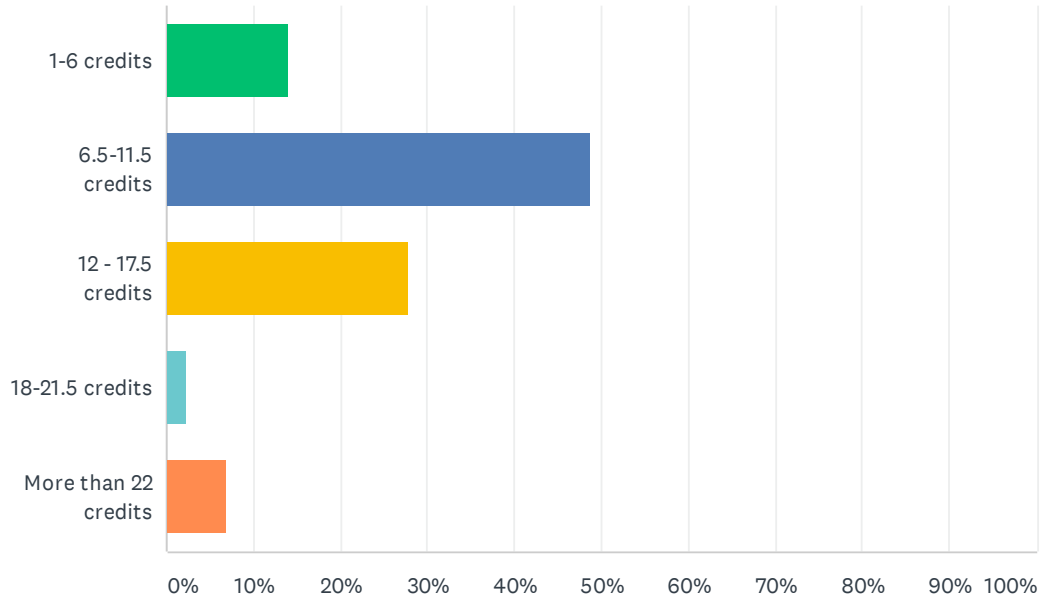
Answered: 45 Skipped: 0



ANSWER CHOICES	RESPONSES	
this is my first quarter	0.00%	0
2-3 quarters	33.33%	15
4-5 quarters	17.78%	8
6 -7 quarters	17.78%	8
8 or more quarters	31.11%	14
TOTAL		45

Q10 How many credits are you currently enrolled in?

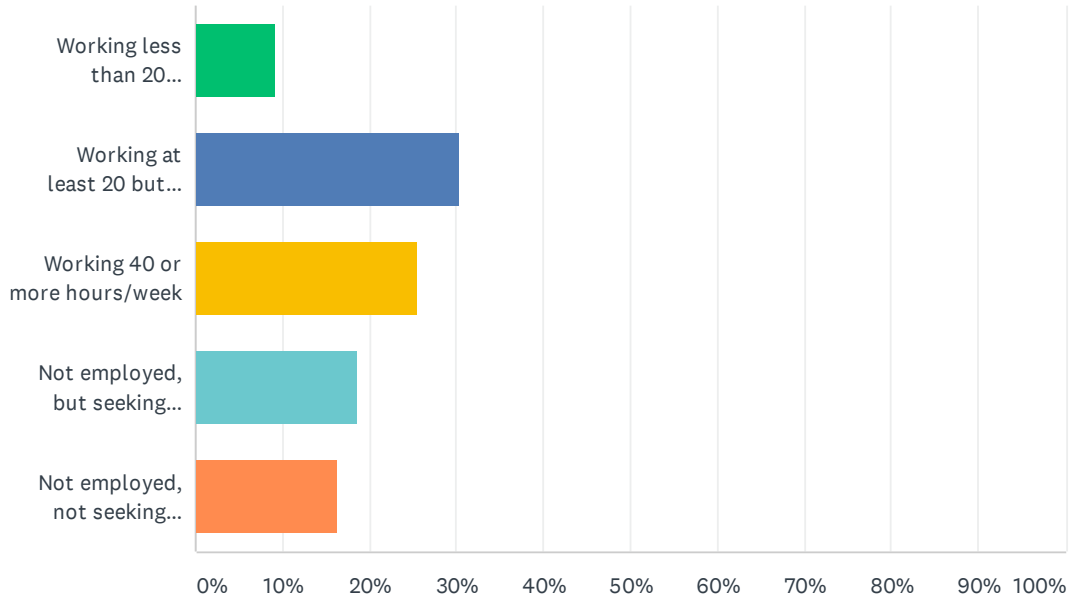
Answered: 43 Skipped: 2



ANSWER CHOICES	RESPONSES	
1-6 credits	13.95%	6
6.5-11.5 credits	48.84%	21
12 - 17.5 credits	27.91%	12
18-21.5 credits	2.33%	1
More than 22 credits	6.98%	3
TOTAL		43

Q11 What is your current employment status?

Answered: 43 Skipped: 2



ANSWER CHOICES	RESPONSES	
Working less than 20 hours/week	9.30%	4
Working at least 20 but less than 40 hours/week	30.23%	13
Working 40 or more hours/week	25.58%	11
Not employed, but seeking work	18.60%	8
Not employed, not seeking work	16.28%	7
TOTAL		43

Q12 What is your vocational/job goal?

Answered: 28 Skipped: 17

Q13 What is your educational/school goal?

Answered: 31 Skipped: 14

Q14 If you plan to transfer to a a four-year college, which college would you prefer?

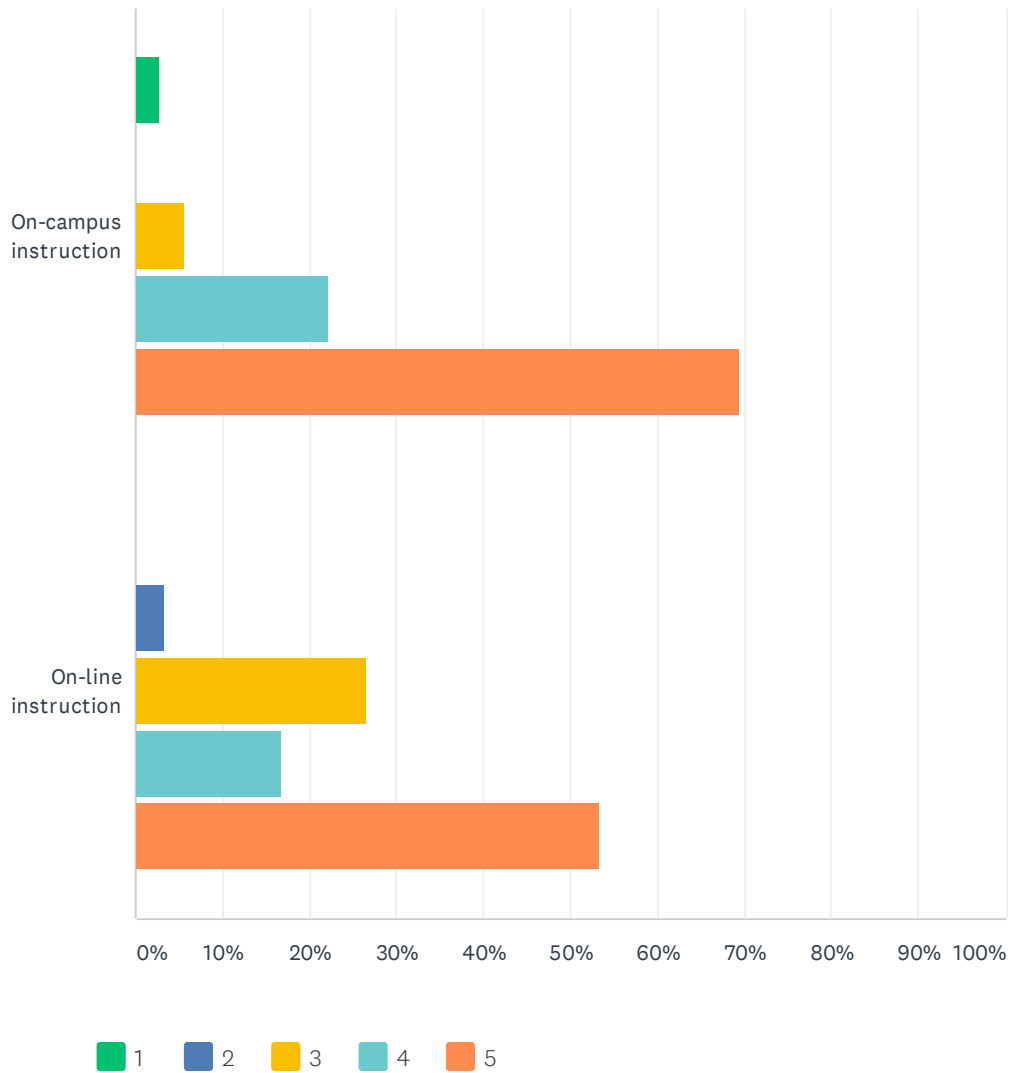
Answered: 30 Skipped: 15

Q15 What agency/organization would you prefer for employment?

Answered: 29 Skipped: 16

Q16 How would you rate the overall full-time human services faculty instruction (using a scale of 1 to 5, with 5 as the highest)?

Answered: 36 Skipped: 9



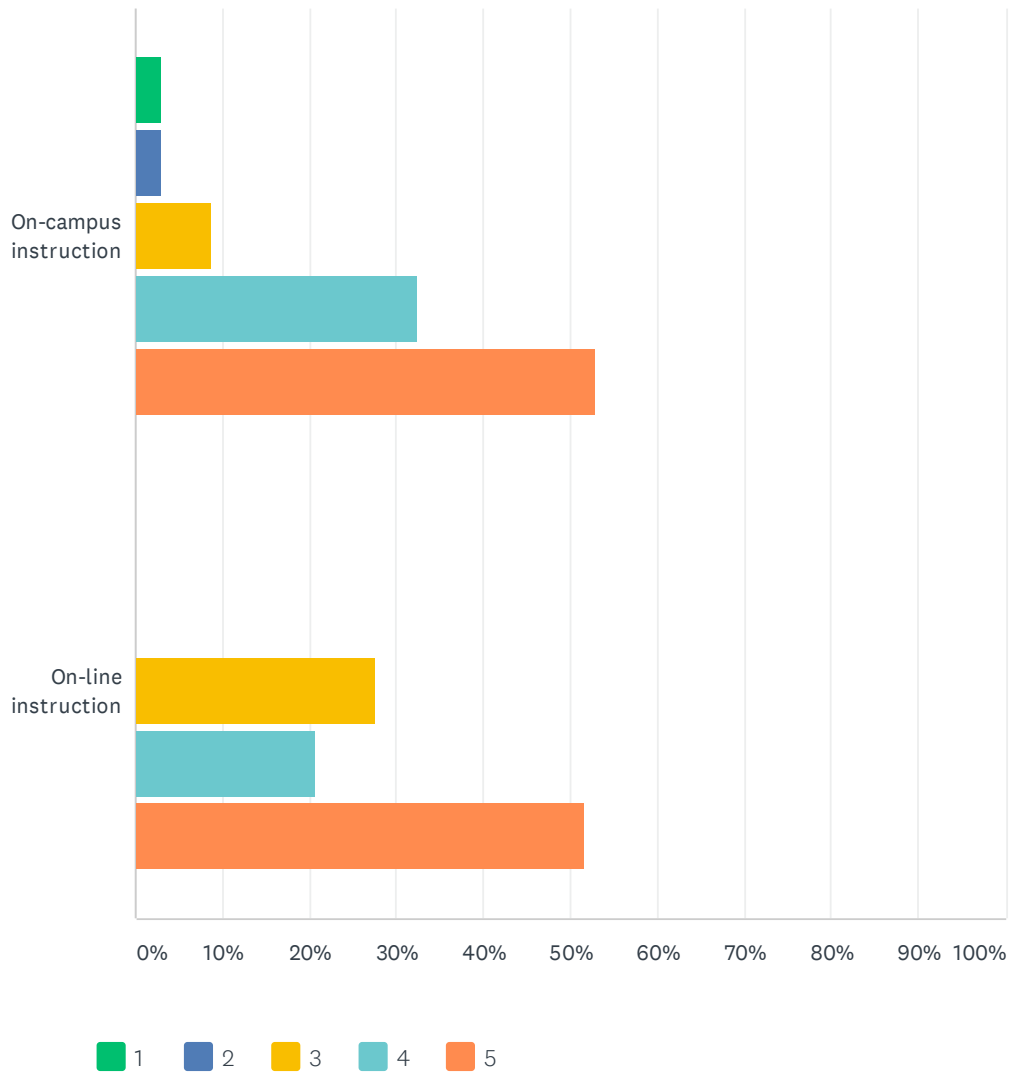
	1	2	3	4	5	TOTAL	WEIGHTED AVERAGE
On-campus instruction	2.78% 1	0.00% 0	5.56% 2	22.22% 8	69.44% 25	36	4.56
On-line instruction	0.00% 0	3.33% 1	26.67% 8	16.67% 5	53.33% 16	30	4.20

Q17 If you have comments regarding the full-time Human Services faculty instruction, please list them below.

Answered: 13 Skipped: 32

Q18 How would you rate the overall adjunct (part-time) human services faculty instruction (using a scale of 1 to 5, with 5 as the highest)?

Answered: 34 Skipped: 11



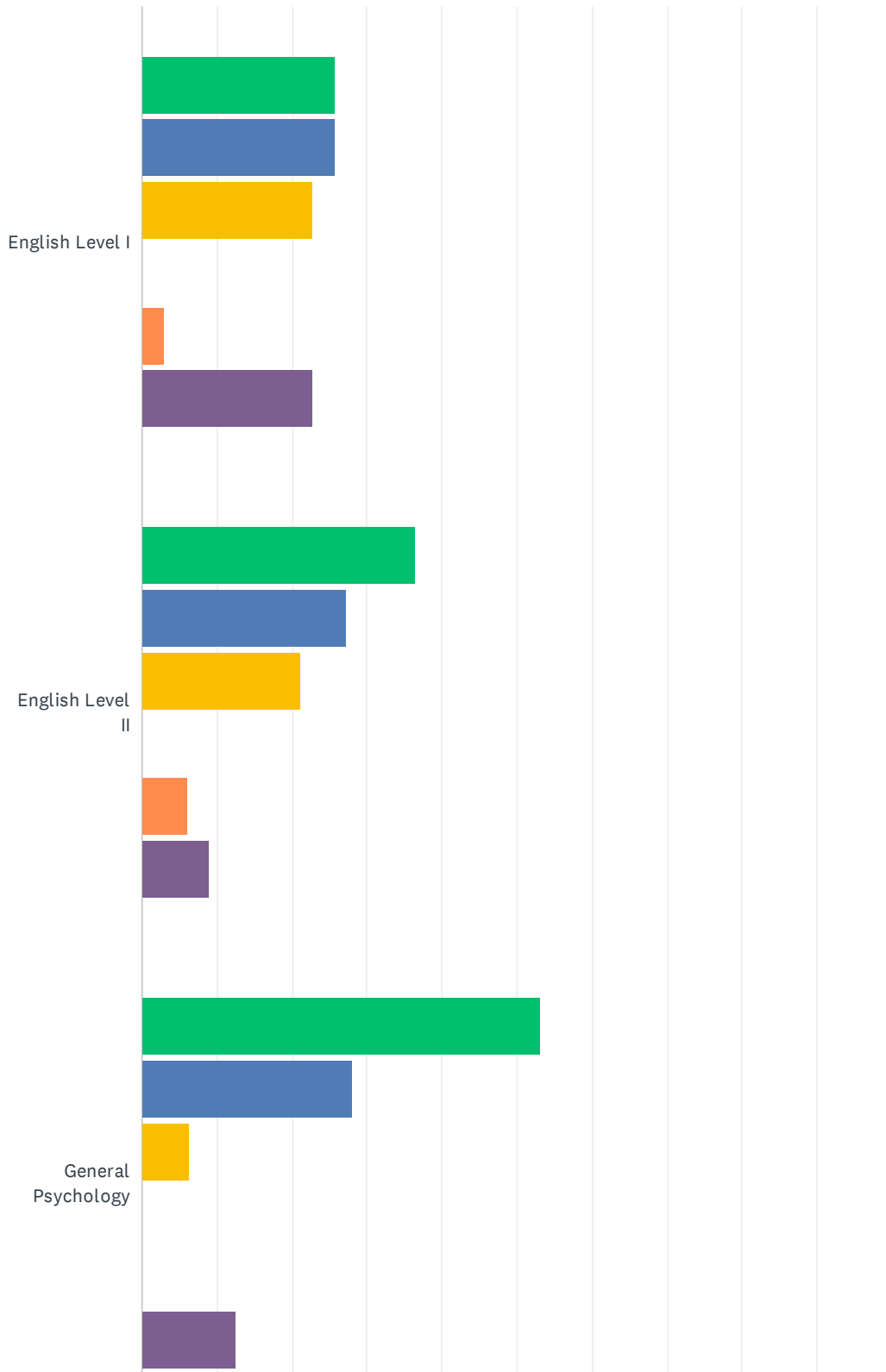
	1	2	3	4	5	TOTAL	WEIGHTED AVERAGE
On-campus instruction	2.94% 1	2.94% 1	8.82% 3	32.35% 11	52.94% 18	34	4.29
On-line instruction	0.00% 0	0.00% 0	27.59% 8	20.69% 6	51.72% 15	29	4.24

Q19 If you have comments regarding the adjunct (part-time) Human Services faculty instruction, please list them below.

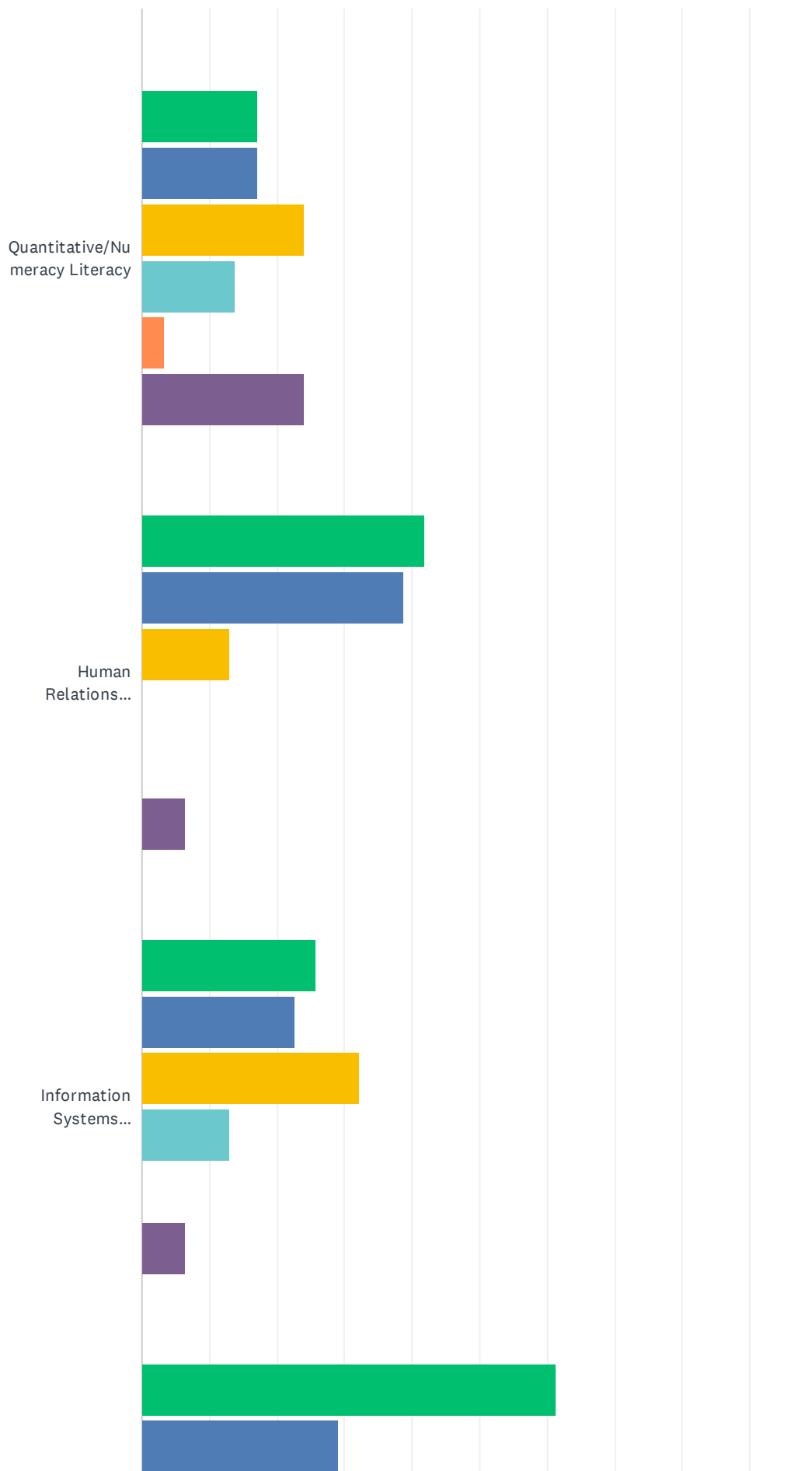
Answered: 8 Skipped: 37

Q20 Please rate each course you have taken regarding how helpful you think it has been in your preparation for employment in the field of Human Services.

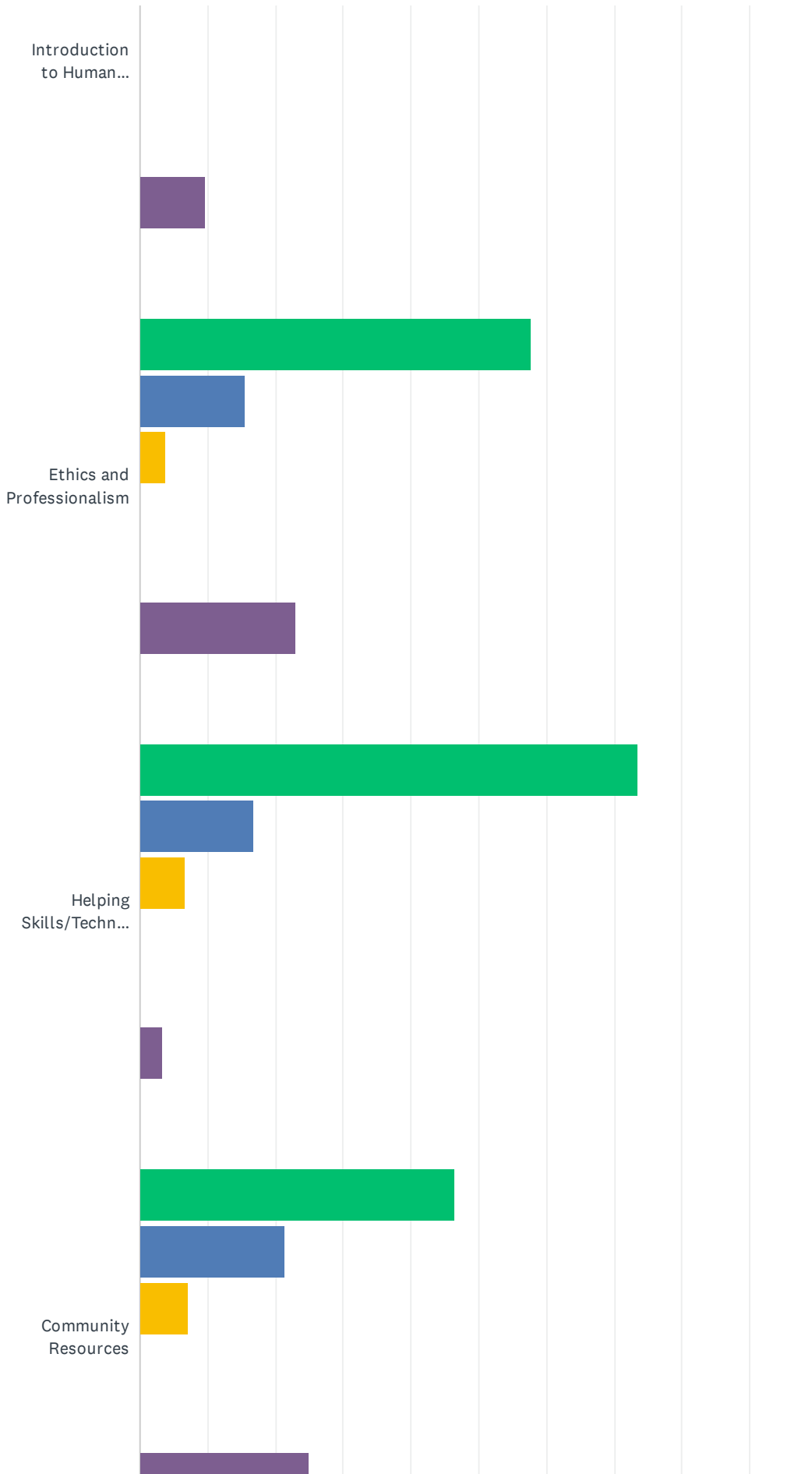
Answered: 36 Skipped: 9



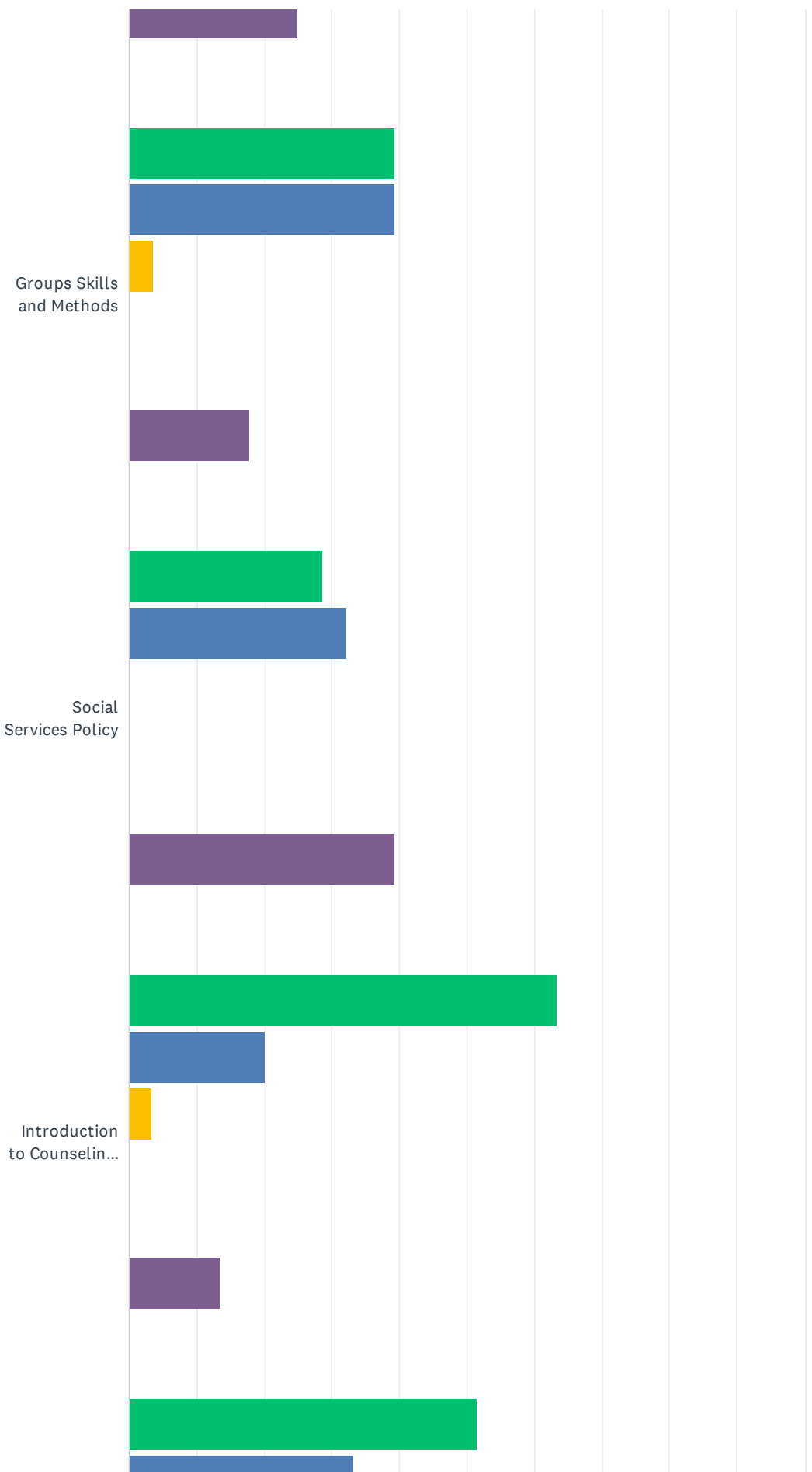
Human Services Program Survey (2020)



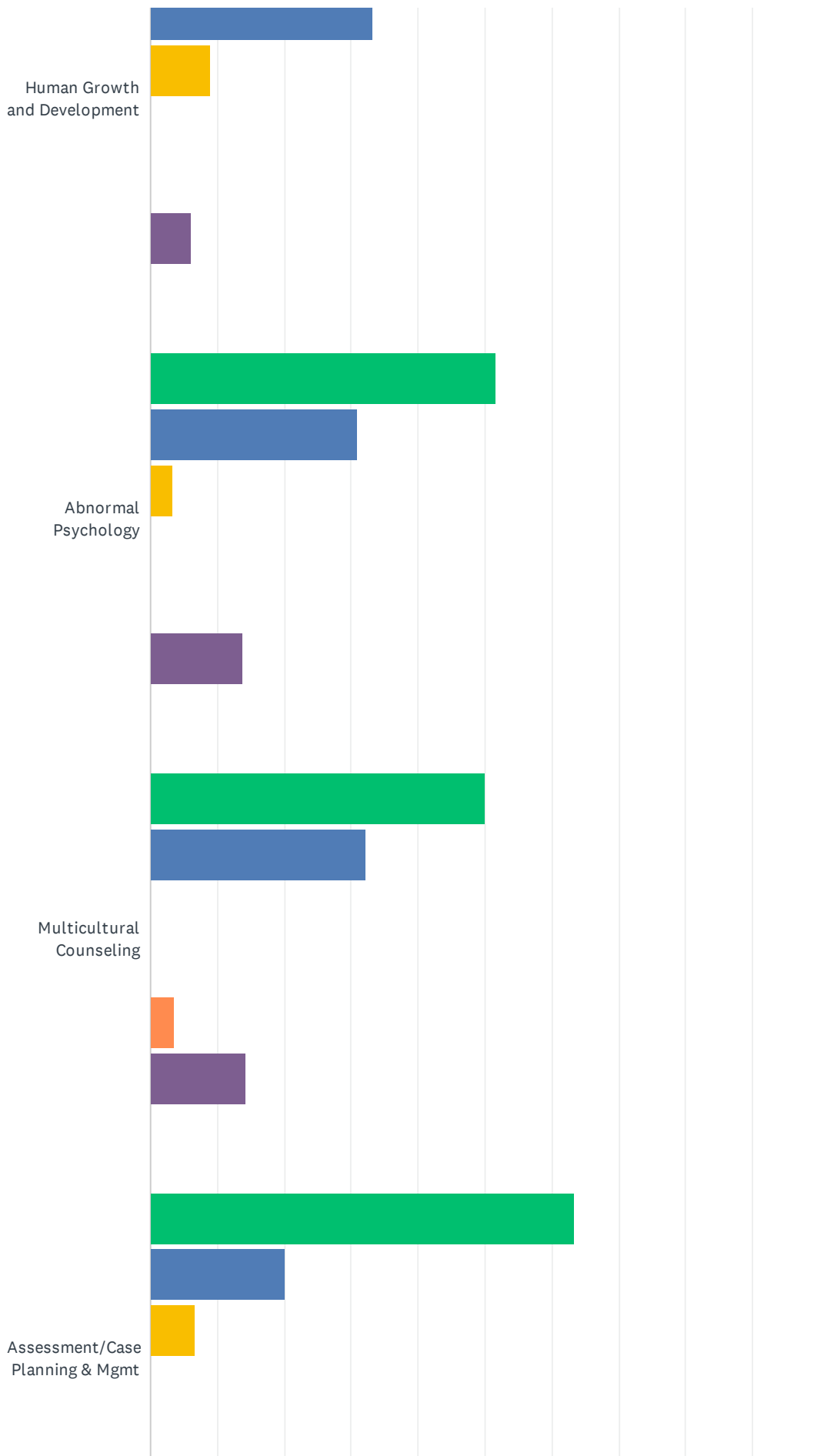
Human Services Program Survey (2020)



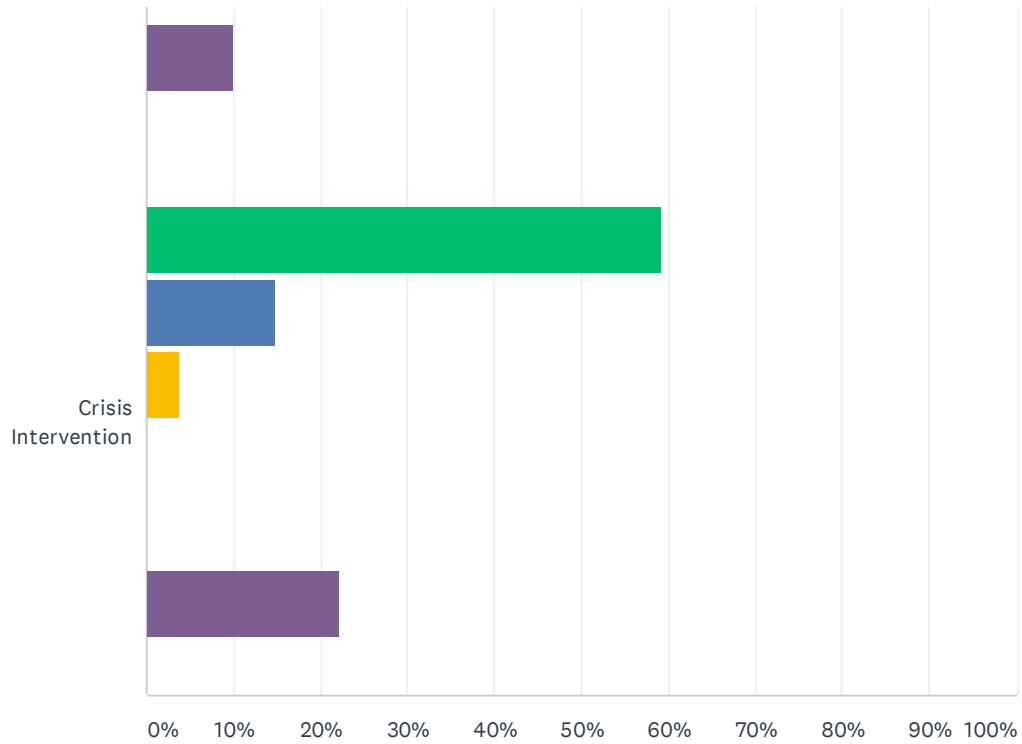
Human Services Program Survey (2020)



Human Services Program Survey (2020)



Human Services Program Survey (2020)



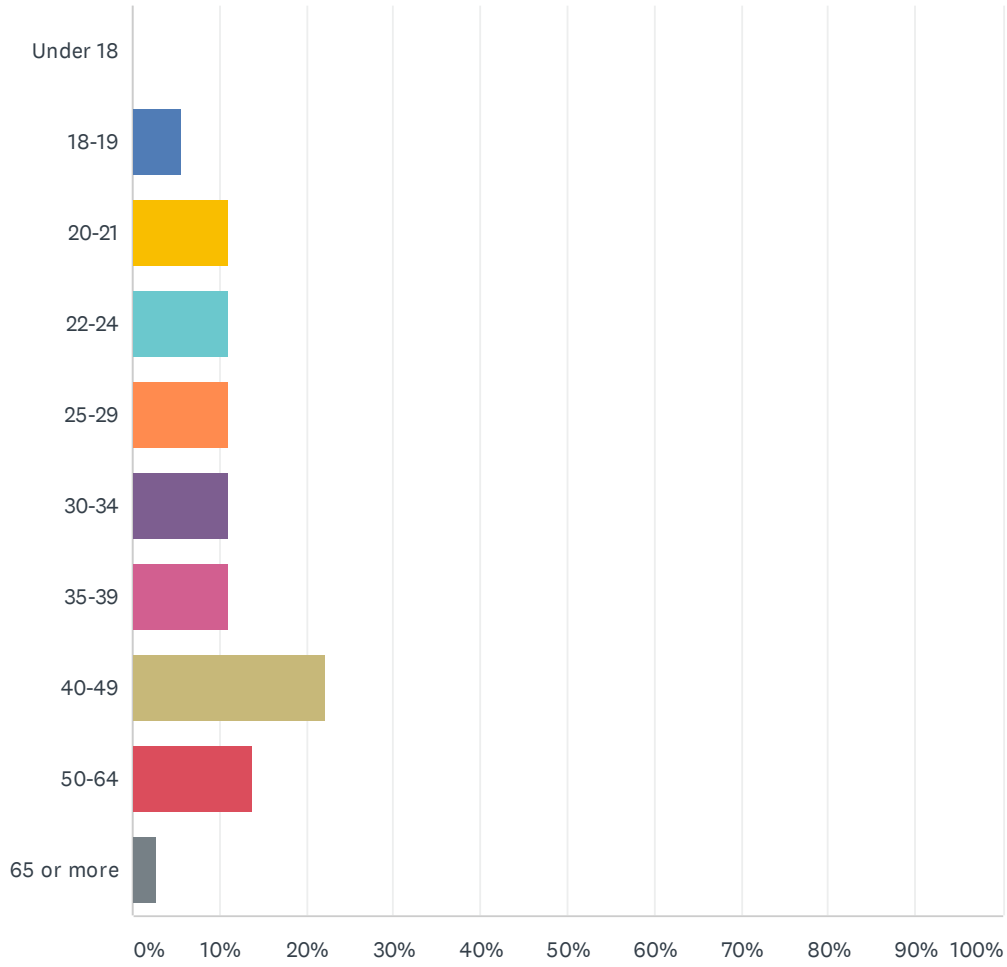
1 = Essential 2 = Very helpful 3 = Somewhat helpful
4 = Not very helpful 5 = Not at all helpful 6 = Did not take at MCC

Human Services Program Survey (2020)

	1 = ESSENTIAL	2 = VERY HELPFUL	3 = SOMEWHAT HELPFUL	4 = NOT VERY HELPFUL	5 = NOT AT ALL HELPFUL	6 = DID NOT TAKE AT MCC	TOTAL
English Level I	25.71% 9	25.71% 9	22.86% 8	0.00% 0	2.86% 1	22.86% 8	35
English Level II	36.36% 12	27.27% 9	21.21% 7	0.00% 0	6.06% 2	9.09% 3	33
General Psychology	53.13% 17	28.13% 9	6.25% 2	0.00% 0	0.00% 0	12.50% 4	32
Quantitative/Numeracy Literacy	17.24% 5	17.24% 5	24.14% 7	13.79% 4	3.45% 1	24.14% 7	29
Human Relations Skills	41.94% 13	38.71% 12	12.90% 4	0.00% 0	0.00% 0	6.45% 2	31
Information Systems Literacy	25.81% 8	22.58% 7	32.26% 10	12.90% 4	0.00% 0	6.45% 2	31
Introduction to Human Services	61.29% 19	29.03% 9	0.00% 0	0.00% 0	0.00% 0	9.68% 3	31
Ethics and Professionalism	57.69% 15	15.38% 4	3.85% 1	0.00% 0	0.00% 0	23.08% 6	26
Helping Skills/Techniques	73.33% 22	16.67% 5	6.67% 2	0.00% 0	0.00% 0	3.33% 1	30
Community Resources	46.43% 13	21.43% 6	7.14% 2	0.00% 0	0.00% 0	25.00% 7	28
Groups Skills and Methods	39.29% 11	39.29% 11	3.57% 1	0.00% 0	0.00% 0	17.86% 5	28
Social Services Policy	28.57% 8	32.14% 9	0.00% 0	0.00% 0	0.00% 0	39.29% 11	28
Introduction to Counseling Theories	63.33% 19	20.00% 6	3.33% 1	0.00% 0	0.00% 0	13.33% 4	30
Human Growth and Development	51.52% 17	33.33% 11	9.09% 3	0.00% 0	0.00% 0	6.06% 2	33
Abnormal Psychology	51.72% 15	31.03% 9	3.45% 1	0.00% 0	0.00% 0	13.79% 4	29
Multicultural Counseling	50.00% 14	32.14% 9	0.00% 0	0.00% 0	3.57% 1	14.29% 4	28
Assessment/Case Planning & Mgmt	63.33% 19	20.00% 6	6.67% 2	0.00% 0	0.00% 0	10.00% 3	30
Crisis Intervention	59.26% 16	14.81% 4	3.70% 1	0.00% 0	0.00% 0	22.22% 6	27

Q21 What is your current age?

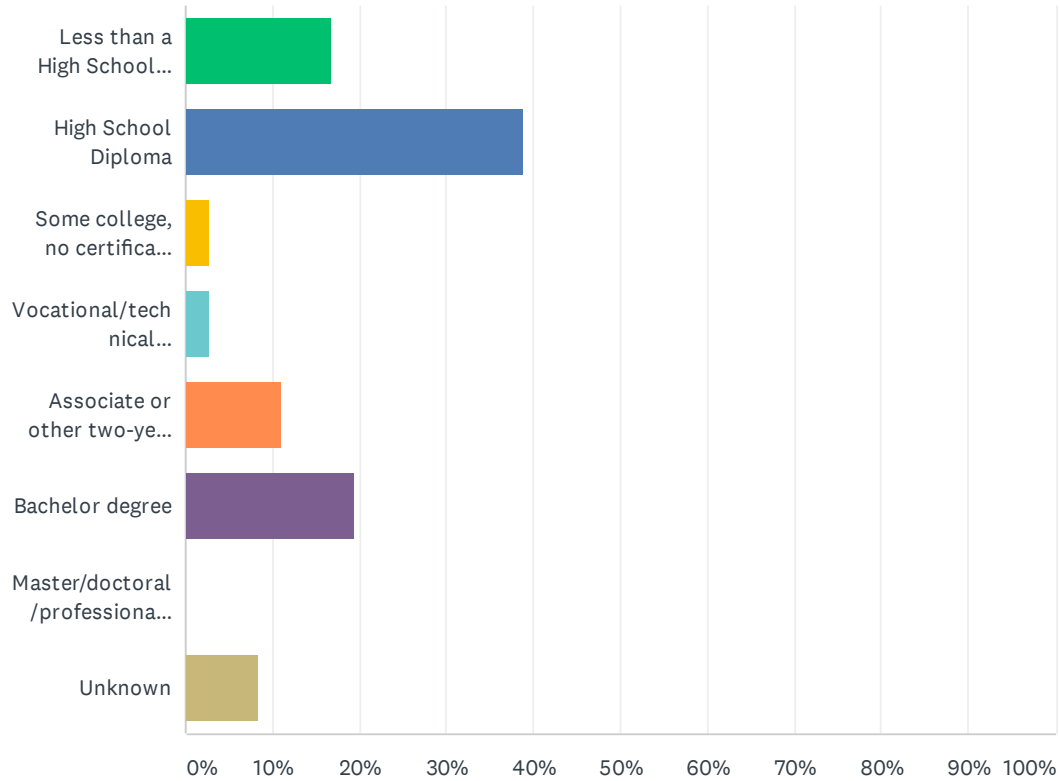
Answered: 36 Skipped: 9



ANSWER CHOICES	RESPONSES	
Under 18	0.00%	0
18-19	5.56%	2
20-21	11.11%	4
22-24	11.11%	4
25-29	11.11%	4
30-34	11.11%	4
35-39	11.11%	4
40-49	22.22%	8
50-64	13.89%	5
65 or more	2.78%	1
TOTAL		36

Q22 What is the highest level of education attained by your parent(s)?

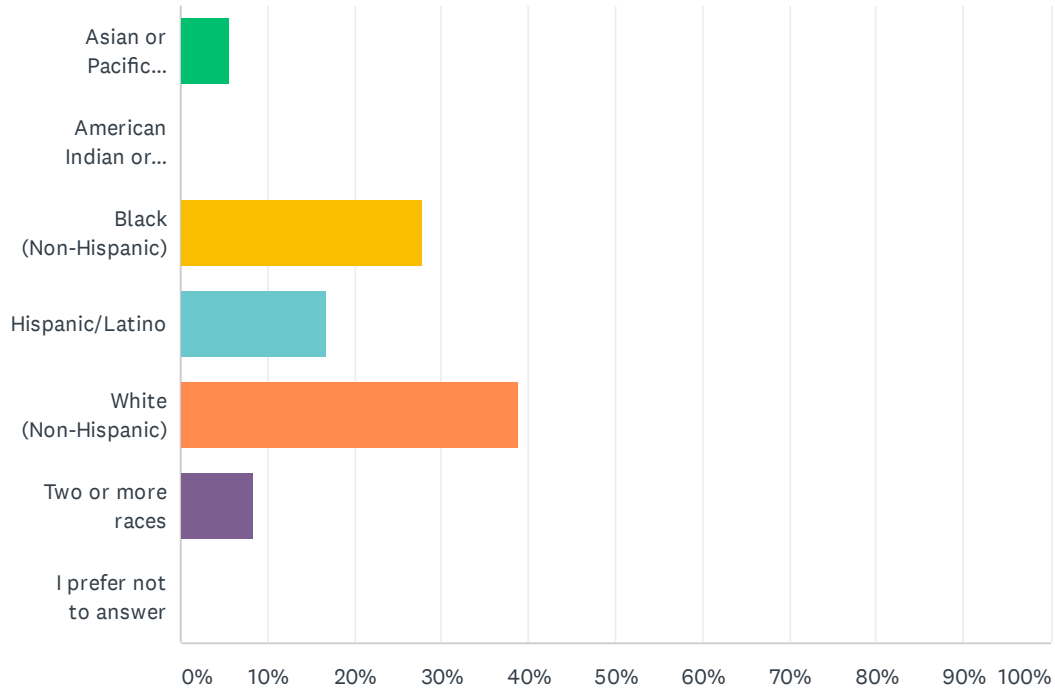
Answered: 36 Skipped: 9



ANSWER CHOICES	RESPONSES	
Less than a High School Diploma	16.67%	6
High School Diploma	38.89%	14
Some college, no certificate or degree	2.78%	1
Vocational/technical certificate	2.78%	1
Associate or other two-year degree	11.11%	4
Bachelor degree	19.44%	7
Master/doctoral/professional degree	0.00%	0
Unknown	8.33%	3
TOTAL		36

Q23 What is your race/ethnicity?

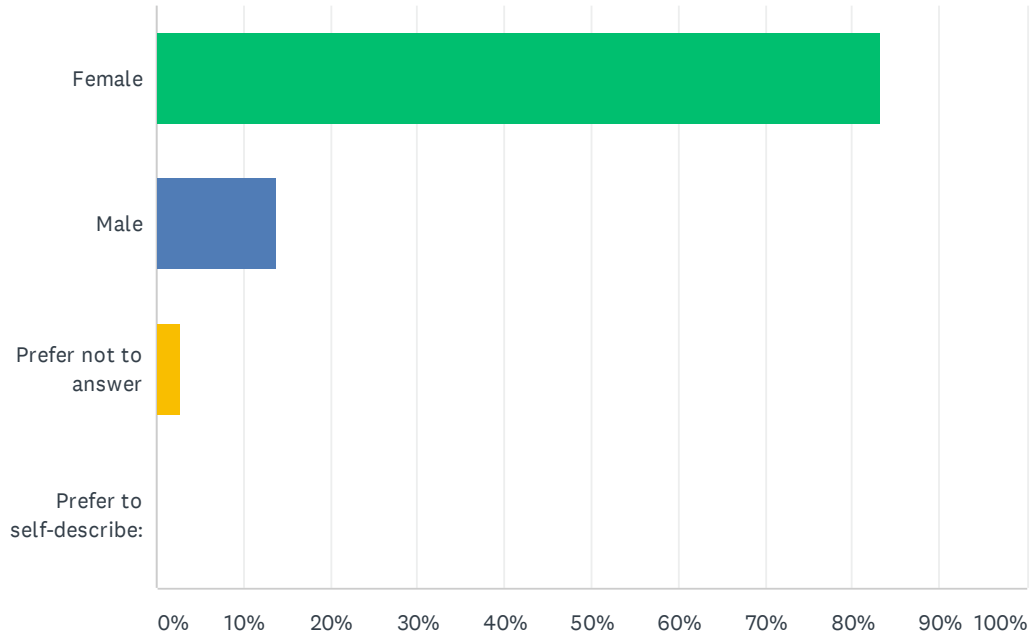
Answered: 36 Skipped: 9



ANSWER CHOICES	RESPONSES	
Asian or Pacific Islander	5.56%	2
American Indian or Alaskan Native	0.00%	0
Black (Non-Hispanic)	27.78%	10
Hispanic/Latino	16.67%	6
White (Non-Hispanic)	38.89%	14
Two or more races	8.33%	3
I prefer not to answer	0.00%	0
TOTAL		36

Q24 What is your gender?

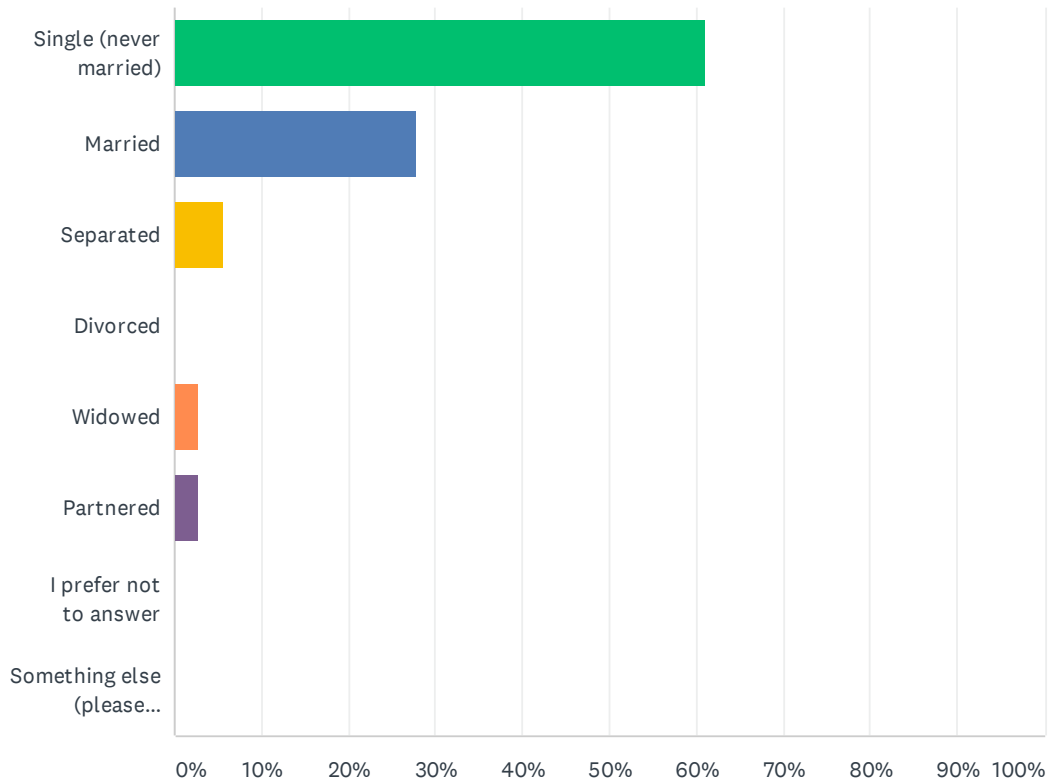
Answered: 36 Skipped: 9



ANSWER CHOICES	RESPONSES	
Female	83.33%	30
Male	13.89%	5
Prefer not to answer	2.78%	1
Prefer to self-describe:	0.00%	0
TOTAL		36

Q25 What is your current martial status?

Answered: 36 Skipped: 9



ANSWER CHOICES	RESPONSES	
Single (never married)	61.11%	22
Married	27.78%	10
Separated	5.56%	2
Divorced	0.00%	0
Widowed	2.78%	1
Partnered	2.78%	1
I prefer not to answer	0.00%	0
Something else (please specify):	0.00%	0
TOTAL		36