

MyWay Guide for High School Students

What is MyWay?

MyWay is MCC's student portal. In MyWay students can locate class schedules, make tuition payments, access MCC email and online course work through CANVAS, and more.

How do I establish credentials for logging into MyWay?

NEW to MCC:

- Upon successful registration at MCC, new users will receive an email titled "Your MCC Account" at the secondary email address provided during registration. This email provides new users with their username, MCC email address, MCC ID number, and two options for setting their initial password for their MCC account: One Time Password Reset Link or Self Service Reset.

NEW to MCC but Didn't Receive an Email?

1. Do you know your username?
 - a. Yes: Skip to Step 3.
 - b. No: Visit mccneb.edu/password and select Option 2 "I don't know my username or password"
 - i. Issues obtaining username? Call IT Support Services at 531-622-2900
2. Open a Google Chrome browser and go to mccneb.edu
3. Click on the Login (MyWay) button towards the top right corner of your screen
4. Login using your username and temporary password
 - a. Temporary password is Uppercase first name initial, lowercase last name initial, ID number.
 - i. Example: Bugs Bunny 034567 = Bb034567
5. Issues logging in? Call IT Support Services at 531-622-2900

RETURNING to MCC

- Open a Google Chrome browser and go to mccneb.edu
- Click on the Login (MyWay) button towards the top right corner of your screen
- Login using your username and established password

RETURNING TO MCC but Having Difficulty Logging in?

- Open a Google Chrome browser and go to mccneb.edu/password
- Follow instructions under Password Reset or
- Call IT Support Services at 531-622-2900



Troubleshooting Tips

- If your pages won't load, open a guest or incognito browser to login.
- If your username and password is not working, clear your browser history or open a guest tab to login.
- If your Canvas classes are not loading, login using a Google Chrome browser.
- Call IT Support Services at 531-622-2900.

How do I log into MyWay?

Once your username and password is set up, visit mccneb.edu and click Login (MyWay) in upper righthand corner.

Chat With Us! Give Login (My Way) Request Info APPLY

About MCC Nebraska Programs & Courses Prospective Students Current Students Community & Business

METROPOLITAN Community College

Sign in with your organizational account

username@mail.mccneb.edu

Password

Sign in

Type in your username@mail.mccneb.edu and your password.

You should now be logged into your MyWay home page.

Metropolitan Community College MYWAY

Newsfeed | OneDrive | Sites Cation, Ed (ecation) My Notifications

Menu

MCC Portal ▶ Student Home

Search this site

Register Student SelfService

canvas myHub Informed. Your way. Emergency & Weather ALERT Opt In/Out

My Week

JULY 2020

July Wednesday 22 - Tuesday 28

There are no appointments for this time period.

Unread Messages

You Have 1 Unread Messages

Office 365

News @ MCC Events Calendar

Date	Time	Event
MAR 16	1:31 PM	COVID-19 College Operations FAQ <i>Milligan, Jenny</i>
APR 16	1:45 PM	MCC further restricts facilities access, suspends Student Service Spots <i>Milligan, Jenny</i>
MAR 14	11:40 AM	MCC moves credit classes to e-learning and alternate delivery methods starting March 18 <i>Rayment, Derek</i>
JUL 20	8:46 AM	Online New Student Orientation and Transition Summits now available <i>Milligan, Jenny</i>
JUL 16	3:11 PM	The MCC Veterans and Military Resource Center to hold virtual resource briefing <i>Milligan, Jenny</i>
JUL 16	7:46 AM	MCC Learning and Tutoring Centers: We are (still) here for you! <i>Milligan, Jenny</i>

College Links My Links My Services

- Authorization to Release Student Information - FERPA
- Cancellation of Authorization to Release Student Information - FERPA
- Class Schedule
- Course/Instructor Feedback
- Note: If prompted to log-in on next screen, you must put mccnet in front of your user name
- EPantry
- Financial Information
- Give - MCC Foundation
- Instructions for configuring mobile devices for Office 365
- Learning Support Services
- MCC Student Orientation
- Office 365

My To Do

TODAY Wednesday, July 22nd, 2020

You have no tasks for today.

There were no items found.

If I am unable to sign on to MyWay, who do I contact?

Contact our IT Support Services via email (ITsupportservices@mccneb.edu) or phone (531-622-2900).

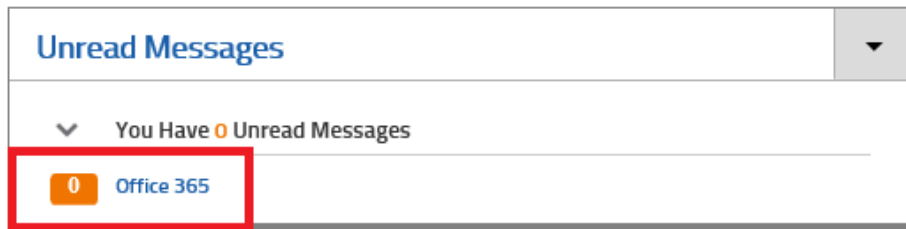
I am taking an online course. How do I access it?

All online course content will be accessible through CANVAS



How do I access my MCC email?

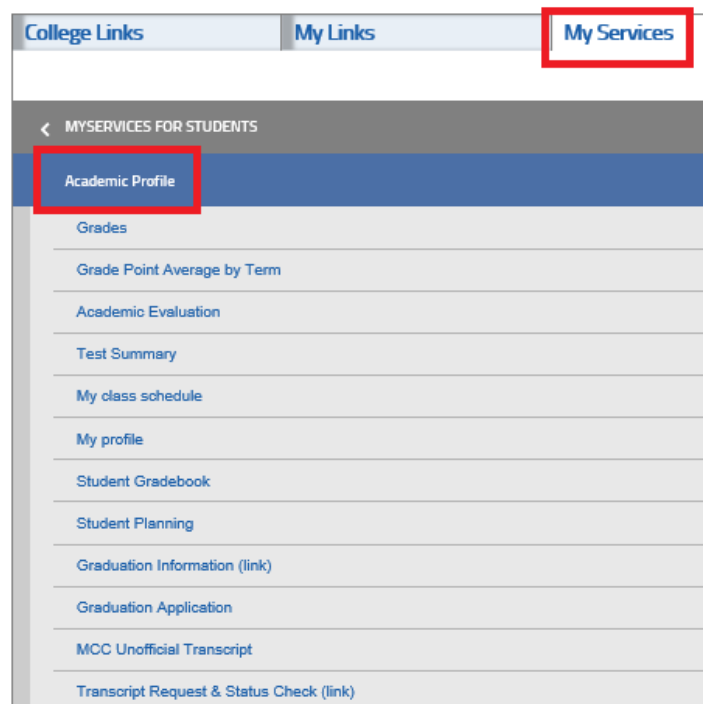
On your MyWay homepage click Office 365 to access your student email. This is the email account the College will use to communicate with you about campus-related issues and reminders. Be sure to check your email frequently.



How do I see my academic information?

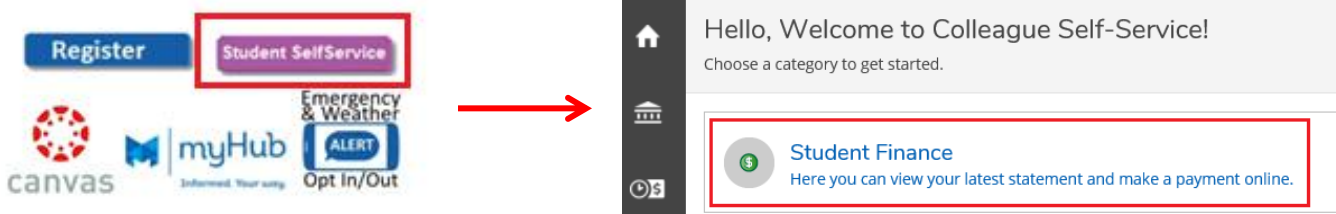
Visit My Services on the right side of the MyWay home page and select Academic Profile.

From here you can view your grades, GPA, class schedule, unofficial transcripts and request official transcripts when you are ready to transfer all your courses to another institution.



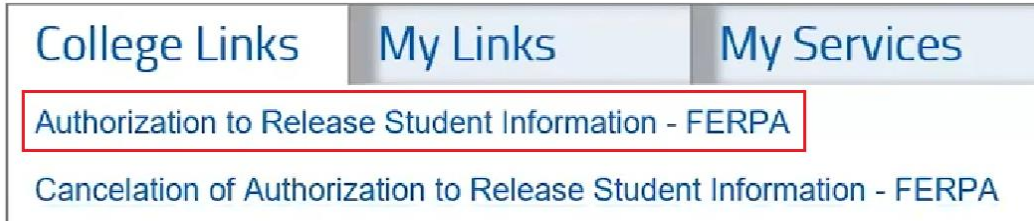
How do I view and pay an outstanding balance?

Click Student Self Service on the left side of the MyWay homepage. Click Student Finance to make a payment.



How do I give my parent or guardian access to my student account information?

The Authorization to Release Student Information, also known as FERPA, can be found on the right-hand side of your MyWay homepage under College Links. Students must fill this form out in order to allow others to view your academic profile or make a tuition payment. Additional information about FERPA can be found at mccneb.edu/FERPA.



FREQUENTLY ASKED QUESTIONS

What is myHub?

MyHub connects you to student organizations, events, and MCC news.




How do I know if I am properly logged into the portal?

Your name will appear in the top right corner of the portal page.

How do I return to the portal home page?

Click the logo "Metropolitan Community College" to return to the portal home page.



How do I sign out of the Portal?

Find your name in the upper right corner of the portal page. Click the drop-down arrow and choose Sign Out.



NONDISCRIMINATION AND EQUAL OPPORTUNITY STATEMENT

Metropolitan Community College does not discriminate on the basis of race, color, national origin, genetic information, religion, sex, sexual orientation, gender identity, transgender status, marital status, age, pregnancy, disability, current or prior military service, protected veteran status or membership in any other class that is protected under local, state or federal law or regulation in admission or access to its programs and activities or in its treatment or hiring of employees. The College complies with Title VI of the Civil Rights Act of 1964, the Civil Rights Act of 1990, Title IX of the Education Amendments of 1972, Section 504 of the Rehabilitation Act of 1973, Title II of the Americans with Disabilities Act of 1990, the Age Discrimination Act of 1975 and related Executive Orders 11246 and 11375, and all amendments to the above.